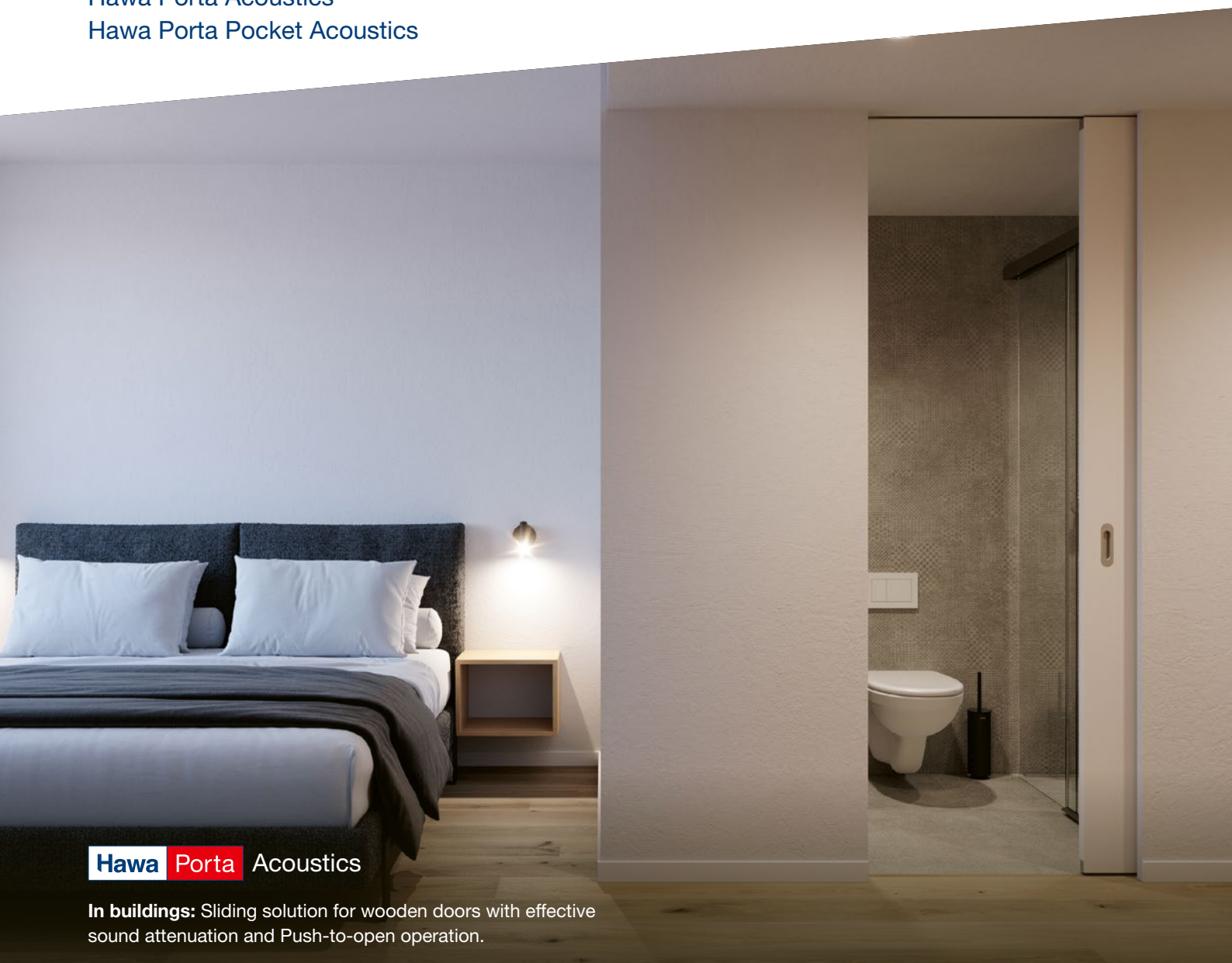


The all-rounder now has sound attenuation

Hawa Porta Acoustics

Hawa Porta Pocket Acoustics



Hawa **Porta** Acoustics

In buildings: Sliding solution for wooden doors with effective sound attenuation and Push-to-open operation.

Hawa Porta Acoustics

More peace and quiet in everyday life

The all-rounder among sliding fittings can now do even more: the Hawa Porta Acoustics attenuates sound transmission by up to 39 dB. And a clever all-round seal protects against drafts, odors and incident light. Of course, it still features its signature strengths.

With minimal installation dimensions, it can be quickly and easily mounted in pockets or in front of the wall. Push-to-open operation with soft closing mechanism ensures outstanding operating convenience. The intelligent force deflection of the horizontal seal ensures quiet opening and closing as well. What's more, the Hawa Porta Acoustics features an attractive design: The entire technology, including sound attenuation, remains invisible.



Create flexible quiet zones – simply leave noise, light, drafts, and odours outside the door.



Added discretion: All-round seals ensure quiet

When you've heard enough from the world, simply close your Hawa Porta Acoustics sliding door. Sound, odors, drafts and light – all stay outside.



More convenience: with force deflection and push-to-open

A light tap easily releases the doors from the wall pocket, thanks to Push-to-open operation with soft closing mechanism. The intelligent force deflection of the horizontal seal additionally supports opening and closing.

Improved efficiency: from planning to installation

The identical seal set supplements the system components of the Hawa Porta 60/100 HMD/HMT for wall-mounted and pocket solutions. Door installation is easy: You can use standard door leaves, install the doors even after construction is complete, and have access to the hardware at all times.

The advantages of sliding doors combined with effective sound attenuation

The Hawa Porta Acoustics in brief



Flexibility

Wall-mounted and pocket solution with identical set
Allows variable passage dimensions



Security

System tested to 100,000 cycles,
corresponding to approx. 25 years and
the average service life of a sliding door
Meets standard according to DIN EN 1527



Comfort

Noise reduction up to 39 dB Rw from room to room
Minimizes odors, drafts, and incidence of light
Ergonomic opening and closing of door
Increased discretion
Efficient movement support with Push-to-open
with self closing mechanism for the Hawa Porta
100 HMT Acoustics



Productivity

Simple planning thanks to the
Hawa Product Planner
Efficient installation with only minimal
additional processing of the door leaf



Aesthetics

Slimline, discreet design
Technology integrated invisibly in
the running track

Technical product information

On the following pages, you will find all the necessary
ordering information for Hawa Porta Acoustics.

Hawa Porta 60 HMD Acoustics

see page 5

Hawa Porta 100 HMD Acoustics

see page 17

Hawa Porta 60 HMT Pocket Acoustics




see page 11

Hawa Porta 100 HMT Pocket Acoustics





see page 23

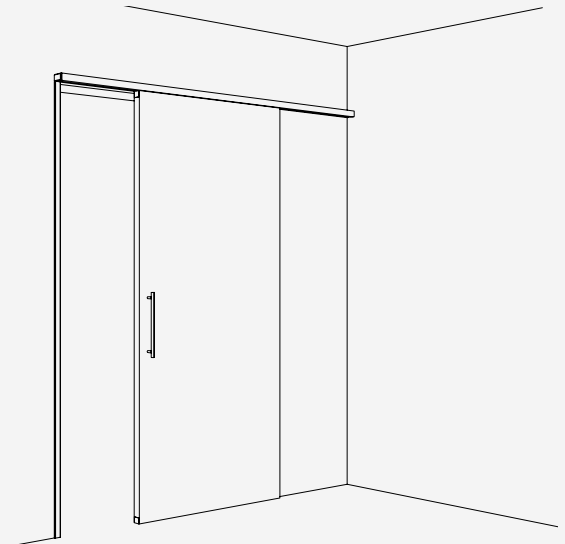
Fitting for top-running wooden doors up to 60 kg (132 lbs.), with surface mounted running track. Sound attenuation. Wall mounting. Minimal installation height.

Product highlights

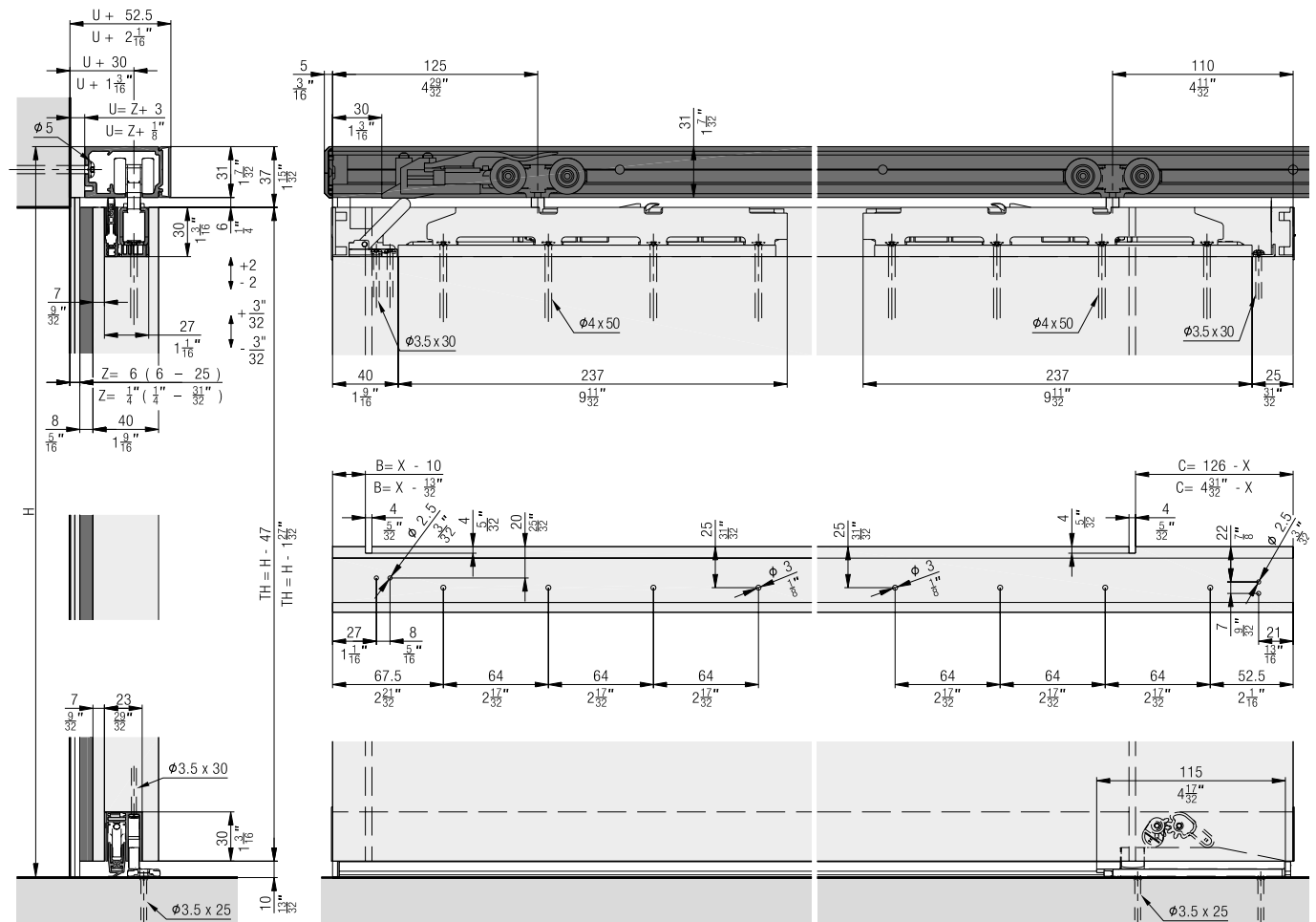
-  **Comfort** Outstanding living comfort thanks to effective exclusion of sound, drafts, odors and unwanted light incidence
-  **Flexibility** Aluminium panel or customer-provided wooden panelling integrated in the system
-  **Productivity** Tool-less door mounting

Technical specifications

-  **Max.** 60 kg (132 lbs.)
-  **Max.** 2500 mm (8' 2 7/16")
-  750–1250 mm (2' 5 17/32" to 4' 1 7/32")
Inside clearance (LMB)
-  39–45 mm (1 17/32" to 1 25/32")





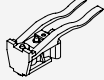





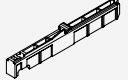




Installation examples



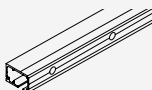
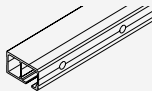
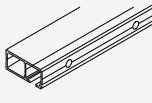

Set for 1 wooden door up to 60 kg (132 lbs.)

	No.
Hawa Porta 60 HMD/HMT Pocket Acoustics, for 1 door	30431

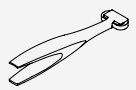
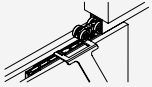
Set consisting of:

		30431	No.
	Running gear, plain bearings, rollers, plastic, blue	2	057.3115.071
	SoftStop Hawa Porta Acoustics, with retention spring, plastic, gray	1	30472
	Stopper, with retention spring, plastic, gray	1	057.3073.072
	Adapter for running gear, for SoftStop, plastic, gray	1	30218
	Pan head screw, M3x8 mm (1/8"x5/16")	1	30359
	Hexagon head screw, M8x36 mm (5/16"x1 13/32"), steel, zinc-plated	1	042.0165.101
	Head cap screw, M8x35 mm (5/16"x1 3/8"), steel, zinc-plated	1	042.0175.001
	Cover cap, plastic, grey	1	600.0000.533
	Running gear holder, plastic, anthracite	2	042.0174.001
	Housing, steel, zinc-plated	2	042.0166.102
	Spacer, housing plastic anthracite	2	30361
	Cover cap set, plastic, anthracite, 4-piece set	1	30484
	Flat countersunk head chipboard screw, 4x50 mm (5/32"x1 31/32"), steel, zinc-plated	8	30463

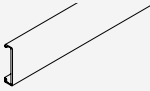
Running tracks

		mm (inch)	No.
	Running track, aluminum, anodized, pre-drilled	2,500 (8' 2 7/16")	057.3112.250
		3,500 (11' 5 25/32")	057.3112.350
		6,000 (19' 8 7/32")	057.3112.600
		cut to size	057.3112.990
	Running track, extended spacing of +9 mm (11/32") between door and wall, aluminum, anodized, pre-drilled	2,500 (8' 2 7/16")	30617
		6,000 (19' 8 7/32")	30618
		cut to size	30668
	Running track, extended spacing of +20 mm (25/32") between door and wall, aluminum, anodized, pre-drilled	2,500 (8' 2 7/16")	30619
		6,000 (19' 8 7/32")	30620
		cut to size	30669
	Disposable cover to running track Hawa Divido 100 / Hawa Porta 45/60/100, plastic, black	2,000 (6' 6 3/4")	057.3098.001
		cut to size	057.3098.990

Components for running tracks

		No.
	Track cleaner, plastic, blue	057.3099.071
	Key for dismantling, steel, zinc-plated	042.3119.101



Panels

		mm (inch)	No.
	Clip-on panel, wall mounting, aluminum, anodized	2,500 (8' 2 7/16")	057.3113.250
		3,500 (11' 5 25/32")	057.3113.350
		6,000 (19' 8 7/32")	057.3113.600
		cut to size	057.3113.990

**Panel end component set, 95 mm (3 3/4"),
can be shortened, plastic, wall mounting**

		No.
Panel end component set, with fixation clip, 95 mm (3 3/4"), plastic, anthracite		30485

Set consisting of:

		30485	No.
	Panel end component, 95 mm (3 3/4"), plastic, anthracite, can be shortened	2	30133
	Fixation clip for wooden and aluminum panel, steel, zinc-plated	2	057.3126.101

**Sets left type
(horizontal seal set)**

		No.
	Seal, Hawa Acoustics XS, left	30437
	Seal, Hawa Acoustics S, left	30439
	Seal, Hawa Acoustics M, left	30441
	Seal, Hawa Acoustics L, left	30443
	Seal, Hawa Acoustics XL, left	30445

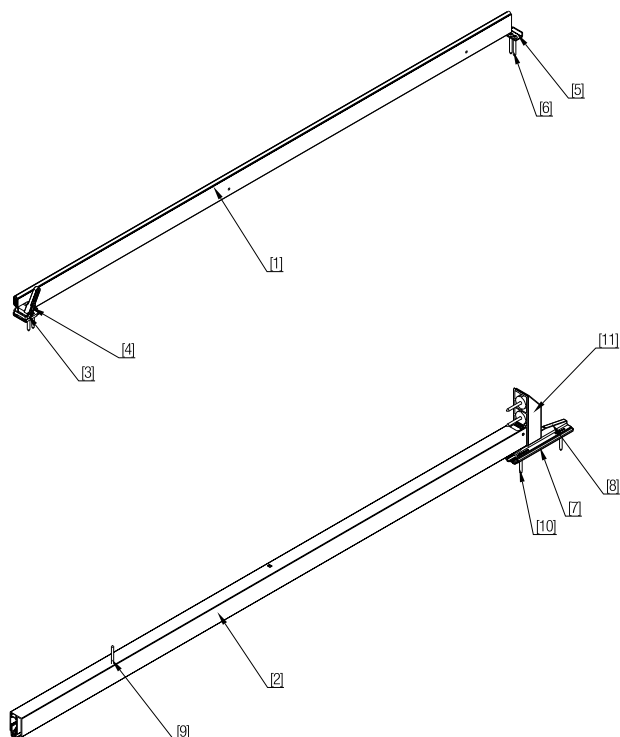
**Sets right type
(horizontal seal set)**

		No.
	Seal, Hawa Acoustics XS, right	30436
	Seal, Hawa Acoustics S, right	30438
	Seal, Hawa Acoustics M, right	30440
	Seal, Hawa Acoustics L, right	30442
	Seal, Hawa Acoustics XL, right	30444

Vertical seal for seal set, left, right set type

		No.
	Seal vertical, Hawa Acoustics, 7700 mm (25' 3 5/32"), Silicone, black	30300

**Hawa Acoustics horizontal seal set
consisting of:**



Position Position Position	Bezeichnung Designation Designation	Anzahl Numéro Number	Typ Type Type			
1	Hubdichtung Joint de levage Header seal	1	Links/Rechts Gauche/Droite Left/Right			
			XS	30454		
			S	30385		
			M	30455		
			L	30456		
2	Senkdichtung Joint d'abaissement Floor seal	1	Links Gauche Left			
			XS	30446	Rechts Droite Right	30447
			S	30387	S	30383
			M	30448	M	30449
			L	30450	L	30451
3, 4, 5, 6	Kleinteileset oben Kit pour petites pièces, supérieur Small parts set top	1	Links Gauche Left			
			30390		Rechts Droite Right	30392
			30416		Rechts Droite Right	30417
			30418			
			30418			
7, 8, 9, 10	Kleinteileset unten Kit pour petites pièces, inférieur Small parts set bottom	1	Links Gauche Left			
			30416		Rechts Droite Right	30417
			30418			
			30418			
			30418			
11	Pocketadapter Adaptateur pour caisson à galandage Pocket adapter	1	Links/Rechts Gauche/Droite Left/Right			

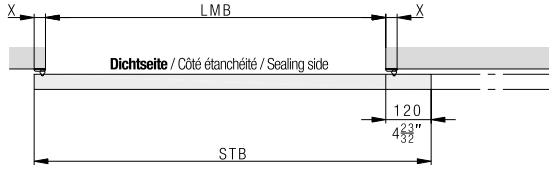
Definition left, right / door width calculation

Left type (left hand lock)

Ganzöffnend
Ouverture complète
Fully opening

$STB = LMB + X + 120$
 $STB = LMB + X + 4\frac{23}{32}$

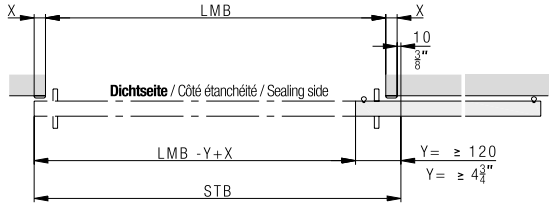
X = Zargenmass 30 - 60
X = Dimension du cadre 30 - 60
X = Frame dimension $1\frac{3}{16}$ - $2\frac{3}{8}$



Teilöffnend
Ouverture partielle
Partially opening

$STB = LMB + (2 * X) + 10$
 $STB = LMB + (2 * X) + \frac{13}{32}$

X = Zargenmass 30 - 60
X = Dimension du cadre 30 - 60
X = Frame dimension $1\frac{3}{16}$ - $2\frac{3}{8}$

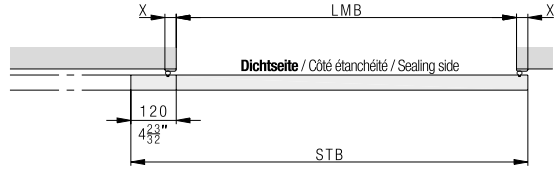


Right type (right hand lock)

Ganzöffnend
Ouverture complète
Fully opening

$STB = LMB + X + 120$
 $STB = LMB + X + 4\frac{23}{32}$

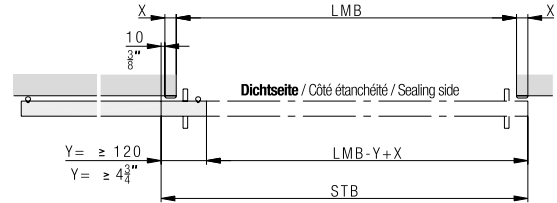
X = Zargenmass 30 - 60
X = Dimension du cadre 30 - 60
X = Frame dimension $1\frac{3}{16}$ - $2\frac{3}{8}$



Teilöffnend
Ouverture partielle
Partially opening

$STB = LMB + (2 * X) + 10$
 $STB = LMB + (2 * X) + \frac{13}{32}$

X = Zargenmass 30 - 60
X = Dimension du cadre 30 - 60
X = Frame dimension $1\frac{3}{16}$ - $2\frac{3}{8}$



Acoustics set determination

Ganzöffnend
Ouverture complète
Fully opening

X	LMB			
	30	40	50	60
Hawa Acoustics XS	750 - 780	750 - 770	750 - 760	750
Hawa Acoustics S	780 - 900	770 - 890	760 - 880	750 - 870
Hawa Acoustics M	900 - 1030	890 - 1020	880 - 1010	870 - 1000
Hawa Acoustics L	1030 - 1150	1020 - 1140	1010 - 1130	1000 - 1120
Hawa Acoustics XL	1150 - 1250	1140 - 1250	1130 - 1250	1120 - 1250

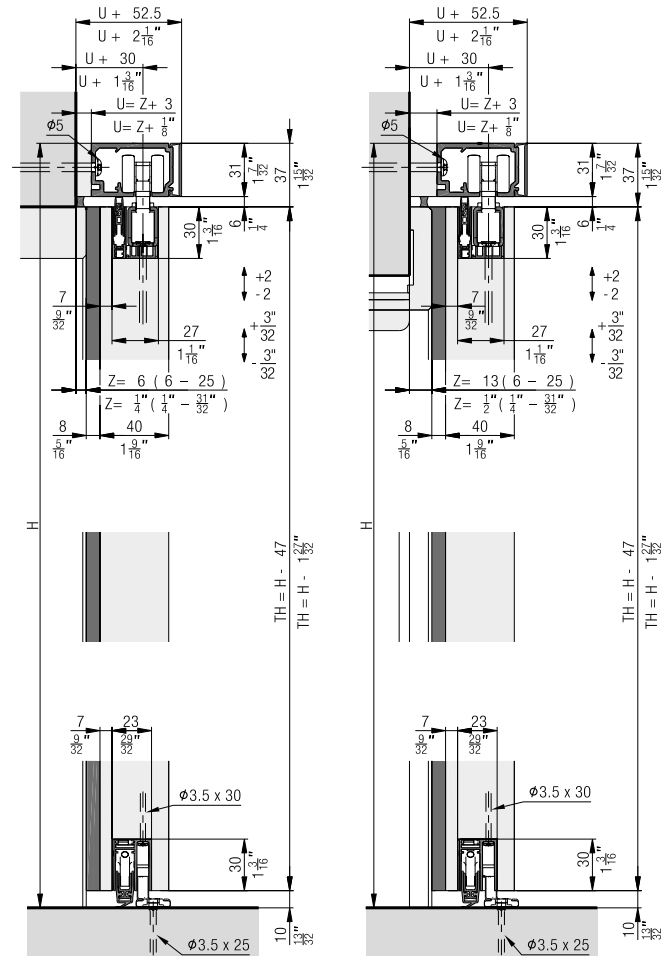
X	LMB			
	$1\frac{3}{16}$	$1\frac{9}{16}$	$1\frac{31}{32}$	$2\frac{3}{8}$
Hawa Acoustics XS	$2'5\frac{17}{32}$ - $2'6\frac{23}{32}$	$2'5\frac{17}{32}$ - $2'6\frac{5}{16}$	$2'5\frac{17}{32}$ - $2'5\frac{29}{32}$	$2'5\frac{17}{32}$ - $2'5\frac{17}{32}$
Hawa Acoustics S	$2'6\frac{23}{32}$ - $2'11\frac{7}{16}$	$2'6\frac{5}{16}$ - $2'11\frac{1}{32}$	$2'5\frac{29}{32}$ - $2'10\frac{21}{32}$	$2'5\frac{17}{32}$ - $2'10\frac{1}{4}$
Hawa Acoustics M	$2'11\frac{7}{16}$ - $3'4\frac{9}{16}$	$2'11\frac{1}{32}$ - $3'4\frac{5}{32}$	$2'10\frac{21}{32}$ - $3'3\frac{3}{4}$	$2'10\frac{1}{4}$ - $3'3\frac{3}{8}$
Hawa Acoustics L	$3'4\frac{9}{16}$ - $3'9\frac{9}{32}$	$3'4\frac{5}{32}$ - $3'8\frac{7}{8}$	$3'3\frac{3}{4}$ - $3'8\frac{7}{8}$	$3'3\frac{3}{8}$ - $3'8\frac{3}{32}$
Hawa Acoustics XL	$3'9\frac{9}{32}$ - $4'1\frac{7}{32}$	$3'8\frac{7}{8}$ - $4'1\frac{7}{32}$	$3'8\frac{15}{32}$ - $4'1\frac{7}{32}$	$3'8\frac{31}{32}$ - $4'1\frac{7}{32}$

Teilöffnend
Ouverture partielle
Partially opening

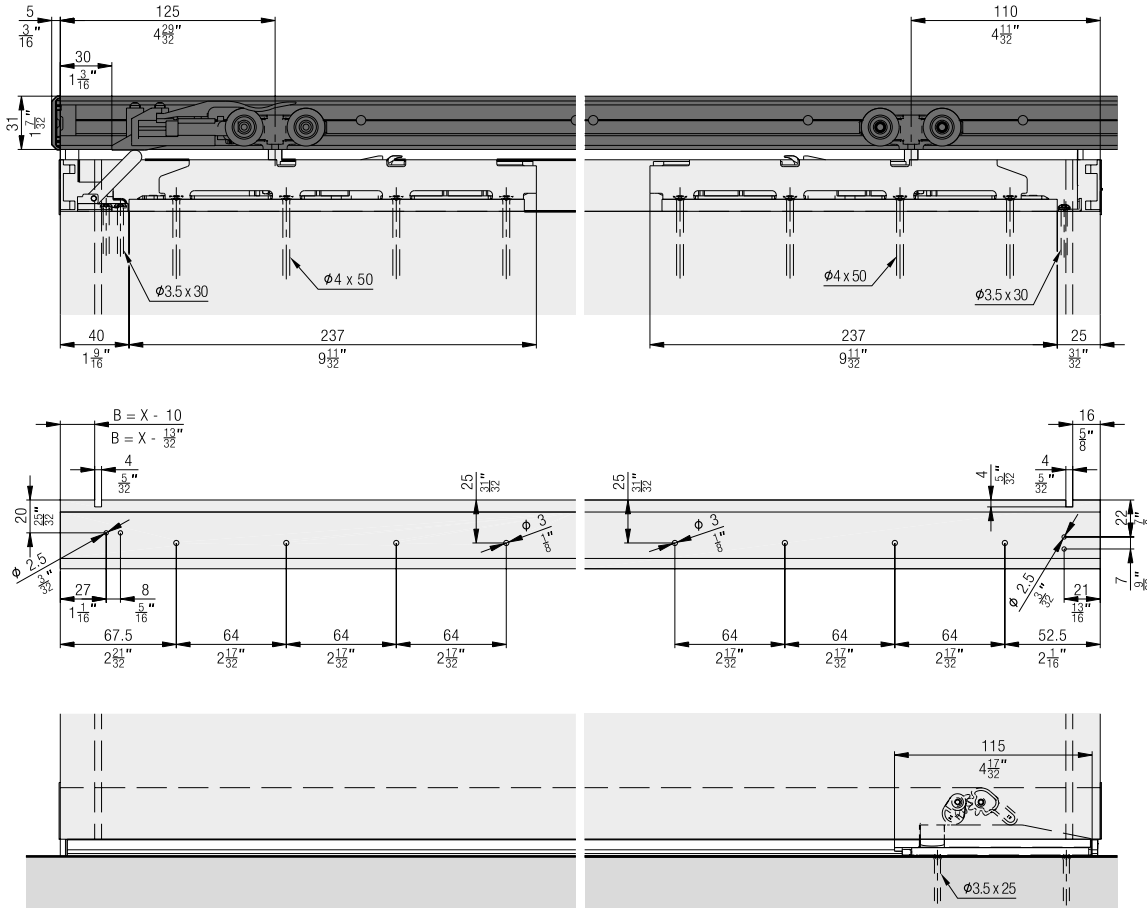
X	LMB			
	30	40	50	60
Hawa Acoustics XS	750 - 870	750 - 850	750 - 830	750 - 810
Hawa Acoustics S	870 - 990	850 - 970	830 - 950	810 - 930
Hawa Acoustics M	990 - 1120	970 - 1100	950 - 1080	930 - 1060
Hawa Acoustics L	1120 - 1240	1100 - 1220	1080 - 1200	1060 - 1180
Hawa Acoustics XL	1240 - 1250	1220 - 1250	1200 - 1250	1180 - 1250

X	LMB			
	$1\frac{3}{16}$	$1\frac{9}{16}$	$1\frac{31}{32}$	$2\frac{3}{8}$
Hawa Acoustics XS	$2'5\frac{17}{32}$ - $2'10\frac{1}{4}$	$2'5\frac{17}{32}$ - $2'9\frac{15}{32}$	$2'5\frac{17}{32}$ - $2'8\frac{11}{16}$	$2'5\frac{17}{32}$ - $2'7\frac{7}{8}$
Hawa Acoustics S	$2'10\frac{1}{4}$ - $3'2\frac{31}{32}$	$2'9\frac{15}{32}$ - $3'2\frac{3}{16}$	$2'8\frac{11}{16}$ - $3'1\frac{13}{32}$	$2'7\frac{7}{8}$ - $3'0\frac{5}{8}$
Hawa Acoustics M	$3'2\frac{31}{32}$ - $3'8\frac{3}{32}$	$3'2\frac{3}{16}$ - $3'7\frac{9}{16}$	$3'1\frac{13}{32}$ - $3'6\frac{17}{32}$	$3'0\frac{5}{8}$ - $3'5\frac{23}{32}$
Hawa Acoustics L	$3'8\frac{3}{32}$ - $4'1\frac{13}{16}$	$3'7\frac{9}{16}$ - $4'1\frac{11}{32}$	$3'6\frac{17}{32}$ - $3'11\frac{1}{4}$	$3'5\frac{23}{32}$ - $3'10\frac{15}{32}$
Hawa Acoustics XL	$4'1\frac{13}{16}$ - $4'1\frac{7}{32}$	$4'1\frac{11}{32}$ - $4'1\frac{7}{32}$	$3'11\frac{1}{4}$ - $4'1\frac{7}{32}$	$3'10\frac{15}{32}$ - $4'1\frac{7}{32}$

Block frame / closed frame details

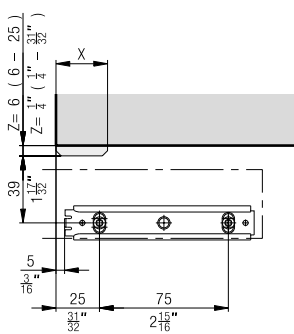


Partially opening view

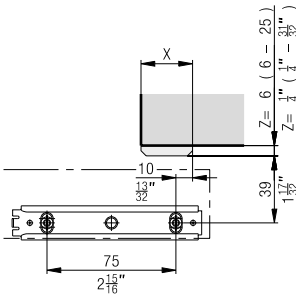


Bottom guide assembly detail

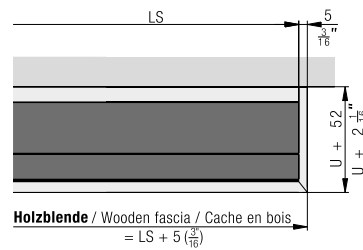
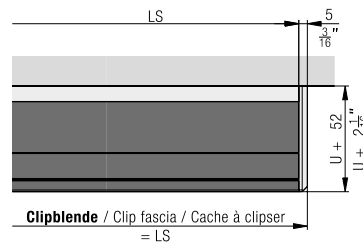
Ganzöffnend
Ouverture complète
Fully opening



Teilöffnend
Ouverture partielle
Partially opening






Calculations of panels







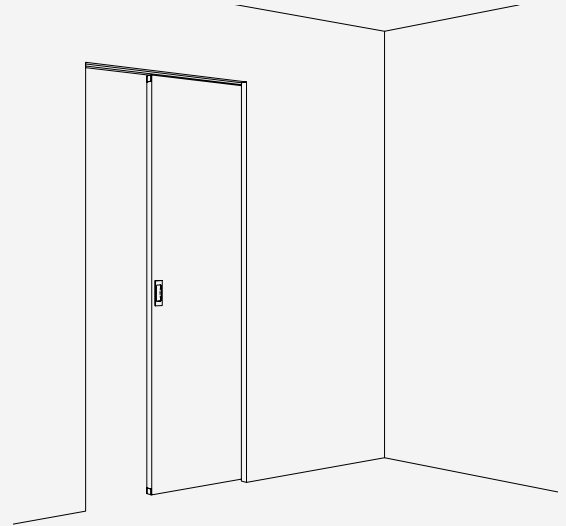
Fitting for top-running wooden doors up to 60 kg (132 lbs.), with surface mounted running track or running track flush with the ceiling. Sound attenuation. Ceiling mounting. Wall pocket solution.

Product highlights

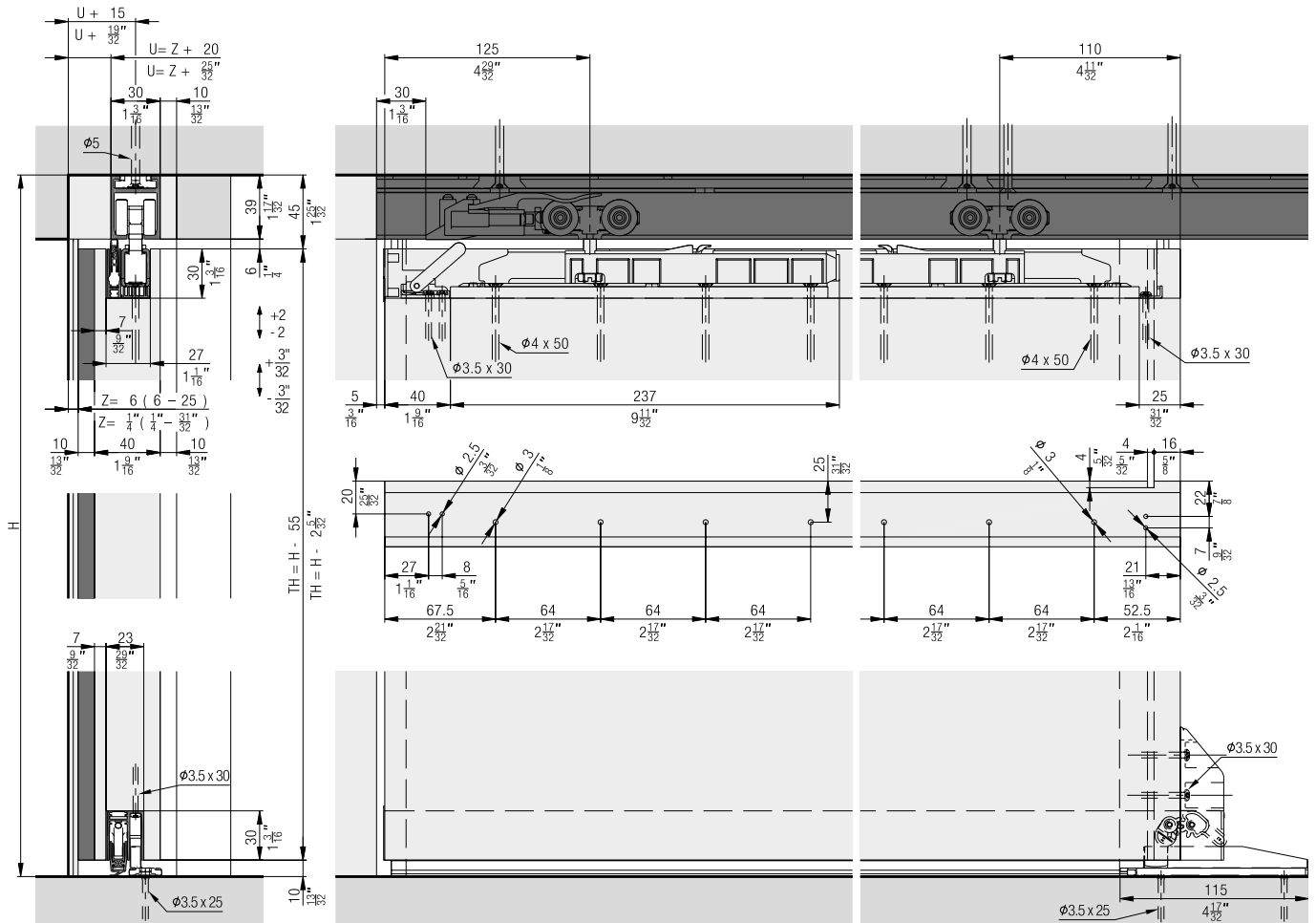
- 
Comfort Outstanding living comfort thanks to effective exclusion of sound, drafts, odors and unwanted light incidence
- 
Flexibility Ceiling-integrated or surface-mounted pocket solutions possible
- 
Productivity Door can be installed in pocket after construction is complete

Technical specifications

- 
Max. 60 kg (132 lbs.)
- 
Max. 2500 mm (8' 2 7/16")
- 
750–1250 mm (2' 5 17/32" to 4' 1 7/32")
 Inside clearance (LMB)
- 
39–45 mm (1 17/32" to 1 25/32")




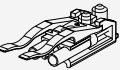











Installation examples




Set for 1 wooden door up to 60 kg (132 lbs.)

	No.
Hawa Porta 60 HMD/HMT Pocket Acoustics, for 1 door	30431




Set consisting of:

		30431	No.
	Running gear, plain bearings, rollers, plastic, blue	2	057.3115.071
	SoftStop Hawa Porta Acoustics, with retention spring, plastic, gray	1	30472
	Stopper, with retention spring, plastic, gray	1	057.3073.072
	Adapter for running gear, for SoftStop, plastic, gray	1	30218
	Pan head screw, M3x8 mm (1/8"x5/16")	1	30359
	Hexagon head screw, M8x36 mm (5/16"x1 13/32"), steel, zinc-plated	1	042.0165.101
	Head cap screw, M8x35 mm (5/16"x1 3/8"), steel, zinc-plated	1	042.0175.001
	Cover cap, plastic, grey	1	600.0000.533
	Running gear holder, plastic, anthracite	2	042.0174.001
	Housing, steel, zinc-plated	2	042.0166.102
	Spacer, housing plastic anthracite	2	30361
	Cover cap set, plastic, anthracite, 4-piece set	1	30484
	Flat countersunk head chipboard screw, 4x50 mm (5/32"x1 31/32"), steel, zinc-plated	8	30463


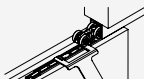
Accessories for set

	No.
 Spring loaded buffer Hawa Porta 60/100	27760

Running tracks




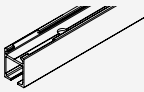

		mm (inch)	No.
	Running track, aluminum, pre-drilled	1,700 (5' 6 15/16")	057.3016.170
		2,000 (6' 6 3/4")	057.3016.200
		2,500 (8' 2 7/16")	057.3016.250
		6,000 (19' 8 7/32")	057.3016.600
		cut to size	057.3016.990
	Running track, aluminum, anodized, pre-drilled	2,000 (6' 6 3/4")	057.3016.201
		2,500 (8' 2 7/16")	057.3016.251
		6,000 (19' 8 7/32")	057.3016.601
		cut to size	057.3016.991
	Disposable cover to running track Hawa Divido 100 / Hawa Porta 45/60/100, plastic, black	2,000 (6' 6 3/4")	057.3098.001
		cut to size	057.3098.990

Components for running tracks

	No.
 Track cleaner, plastic, blue	057.3099.071
 Key for dismounting, steel, zinc-plated	042.3119.101

Assembly set

	No.
Assembly set Hawa Porta 60/100, 2000 mm (6' 6 3/4")	057.3179.200
Assembly set Hawa Porta 60/100, 2500 mm (8' 2 7/16")	057.3179.250
Assembly set Hawa Porta 60/100, 3000 mm (9' 10 1/8")	057.3179.300

Set consisting of:		mm (inch)	057.3179.200	057.3179.250	057.3179.300	No.
	Running track, aluminum, anodized, pre-drilled	2,000 (6' 6 3/4 ")	1			057.3174.200
	Assembly pin, plastic, gray		9	11	13	057.0201.001
	Countersunk head screw, 5x40 mm (3/16"x1 9/16"), steel, zinc-plated		10	12	14	766.3054.140
	Running track, aluminum, anodized, pre-drilled	2,500 (8' 2 7/16 ")		1		057.3174.250
	Running track, aluminum, anodized, pre-drilled	3,000 (9' 10 1/8 ")			1	057.3174.300

**Sets left type
(horizontal seal set)**

	No.	
	Seal, Hawa Acoustics XS, left	30437
	Seal, Hawa Acoustics S, left	30439
	Seal, Hawa Acoustics M, left	30441
	Seal, Hawa Acoustics L, left	30443
	Seal, Hawa Acoustics XL, left	30445

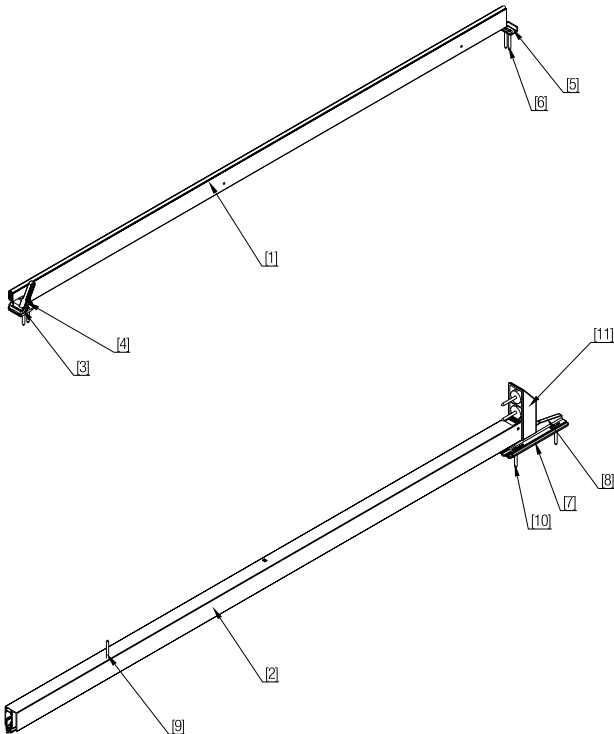
**Sets right type
(horizontal seal set)**

	No.	
	Seal, Hawa Acoustics XS, right	30436
	Seal, Hawa Acoustics S, right	30438
	Seal, Hawa Acoustics M, right	30440
	Seal, Hawa Acoustics L, right	30442
	Seal, Hawa Acoustics XL, right	30444

Vertical seal for seal set, left, right set type

	No.
Seal vertical, Hawa Acoustics, 7700 mm (25' 3 5/32"), Silicone, black	30300

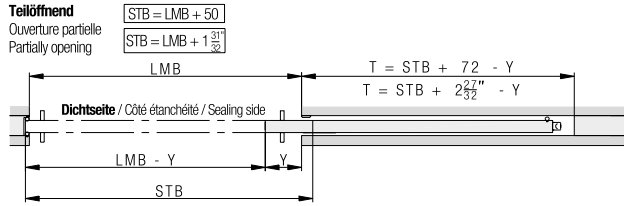
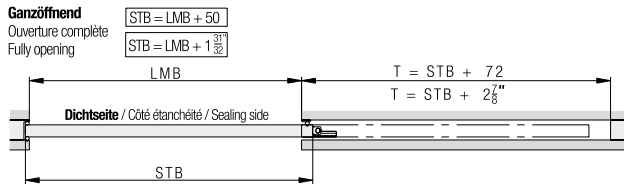
**Hawa Acoustics horizontal seal set
consisting of:**



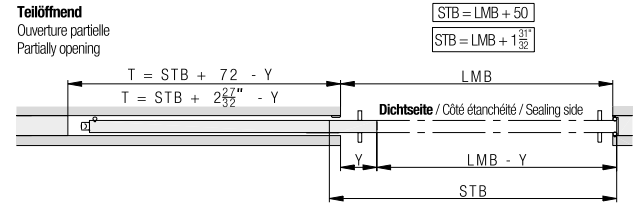
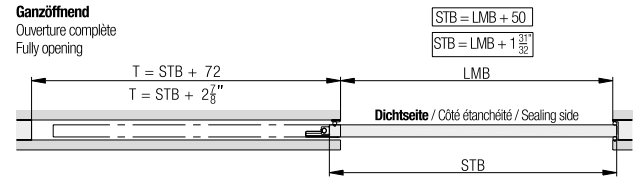
Position Position Position	Bezeichnung Désignation Designation	Anzahl Numéro Number	Typ Type Type			
1	Hubdichtung Joint de levage Header seal	1	Links/Rechts Gauche/Droite Left/Right			
			XS	30454		
			S	30385		
			M	30455		
			L	30456		
XL	30457					
2	Senkdichtung Joint d'abaissement Floor seal	1	Links Gauche Left		Rechts Droite Right	
			XS	30446	XS	30447
			S	30387	S	30383
			M	30448	M	30449
			L	30450	L	30451
XL	30452	XL	30453			
3, 4, 5, 6	Kleinteileset oben Kit pour petites pièces, supérieur Small parts set top	1	Links Gauche Left	30390	Rechts Droite Right	30392
7, 8, 9, 10	Kleinteileset unten Kit pour petites pièces, inférieur Small parts set bottom	1	Links Gauche Left	30416	Rechts Droite Right	30417
11	Pocketadapter Adaptateur pour caisson à galandage Pocket adapter	1	Links/Rechts Gauche/Droite Left/Right	30418		

Definition left, right / door width calculation

Left type (left hand lock)



Right type (right hand lock)

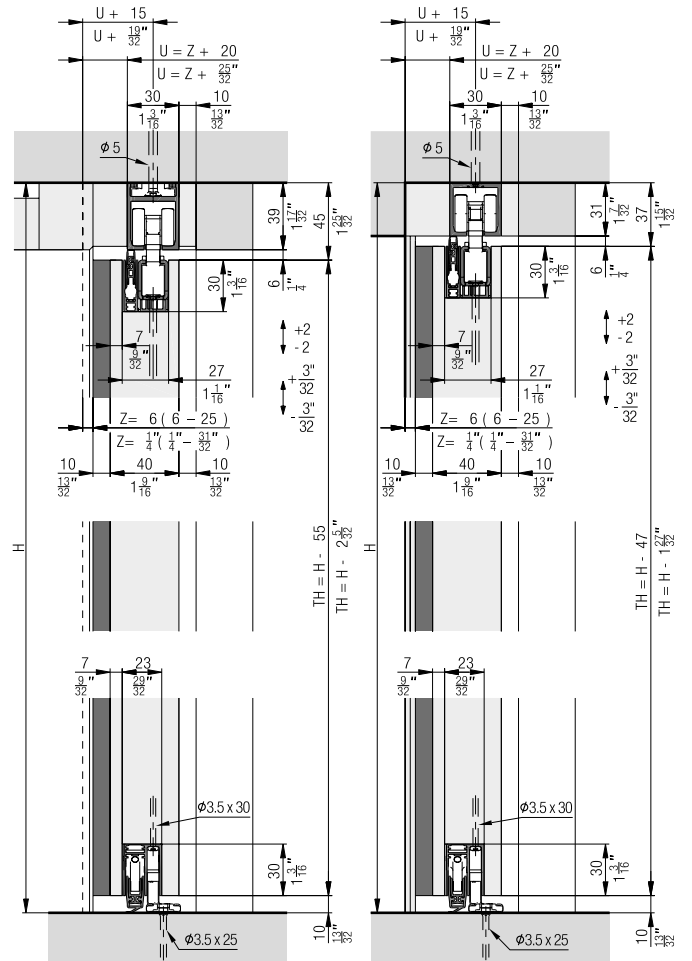


Acoustics set determination

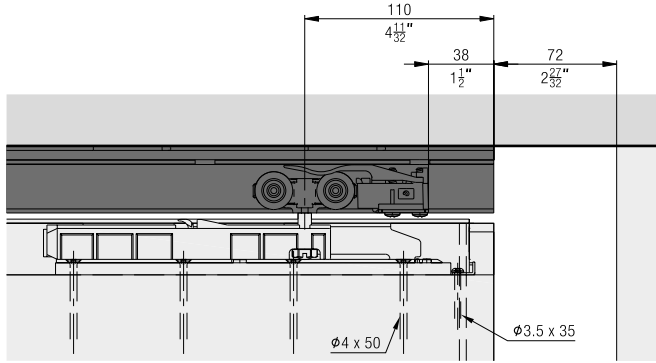
	LMB
Hawa Acoustics XS	750 - 850
Hawa Acoustics S	850 - 970
Hawa Acoustics M	970 - 1100
Hawa Acoustics L	1100 - 1220
Hawa Acoustics XL	1220 - 1250

	LMB
Hawa Acoustics XS	2' 5 ¹⁷ / ₃₂ " - 2' 9 ¹⁵ / ₃₂ "
Hawa Acoustics S	2' 9 ¹⁵ / ₃₂ " - 3' 2 ¹⁵ / ₁₆ "
Hawa Acoustics M	3' 2 ¹⁵ / ₁₆ " - 3' 7 ¹⁵ / ₁₆ "
Hawa Acoustics L	3' 7 ¹⁵ / ₁₆ " - 4' ¹¹ / ₃₂ "
Hawa Acoustics XL	4' ¹¹ / ₃₂ " - 4' 1 ⁷ / ₃₂ "

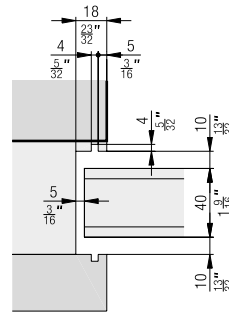
Further installation examples



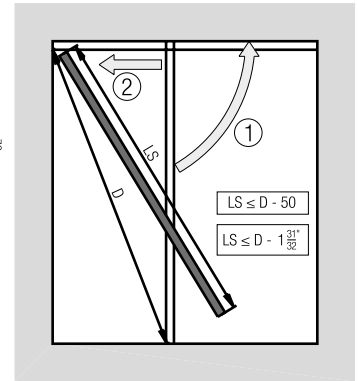
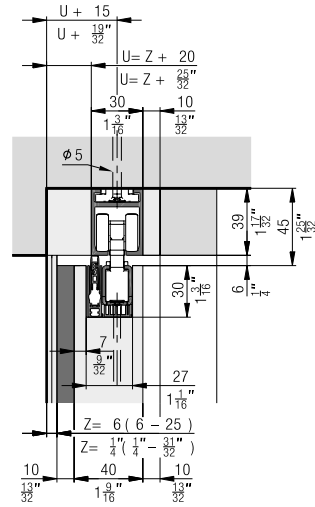
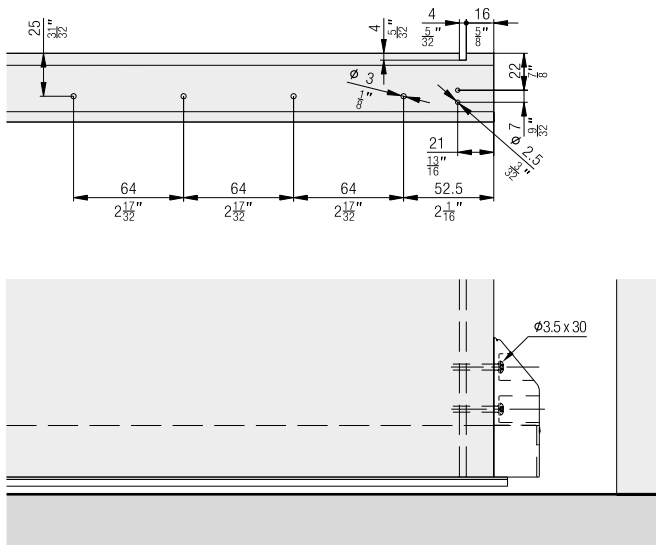
Pocket side view, assembly set



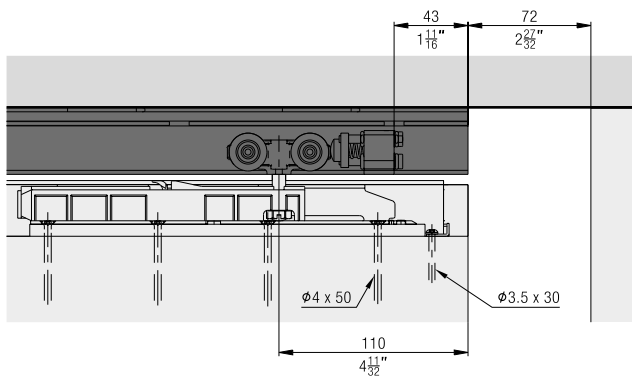
Details of end post at lock side



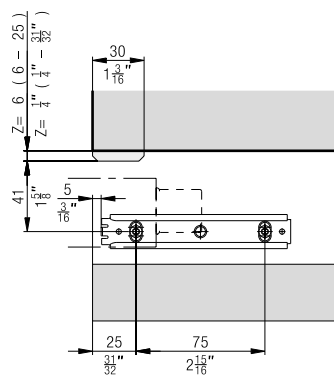
Assembly set/track installation Pocket



Spring stop






Bottom guide assembly detail







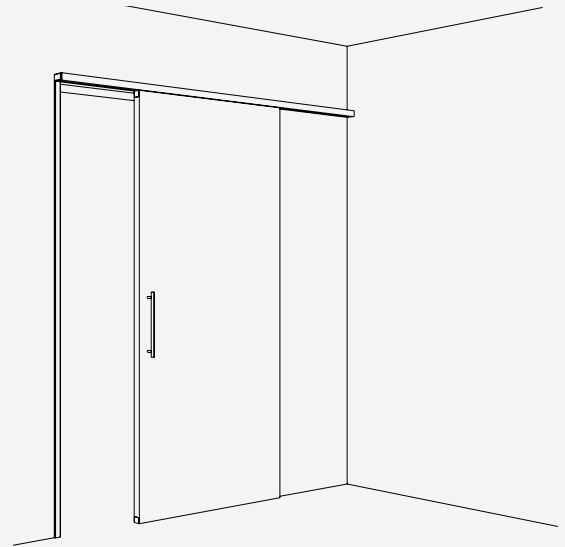
Fitting for top-running wooden doors up to 100 kg (220 lbs.), with surface mounted running track. Sound attenuation. Wall mounting. Minimal installation height.

Product highlights

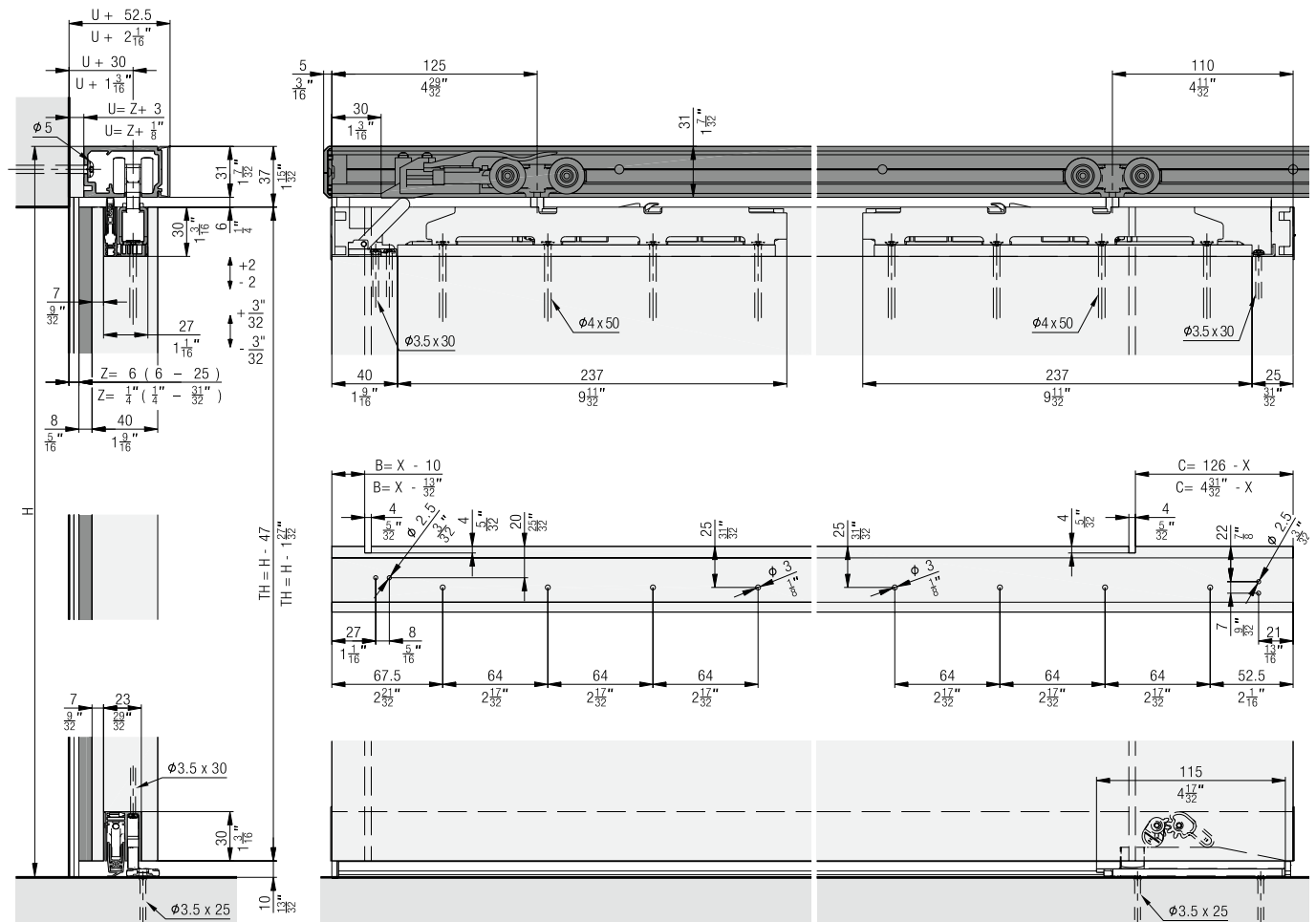
-  **Comfort** Outstanding living comfort thanks to effective exclusion of sound, drafts, odors and unwanted light incidence
-  **Flexibility** Aluminium panel or customer-provided wooden panelling integrated in the system
-  **Productivity** Tool-less door mounting

Technical specifications

-  **Max.** 100 kg (220 lbs.)
-  **Max.** 2500 mm (8' 2 7/16")
-  750–1250 mm (2' 5 17/32" to 4' 1 7/32")
Inside clearance (LMB)
-  39–45 mm (1 17/32" to 1 25/32")



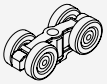

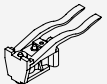




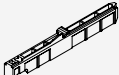


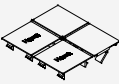

Installation examples



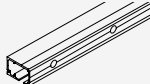
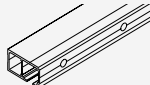
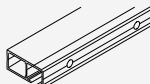

Set for 1 wooden door up to 100 kg (220 lbs.)

	No.
Hawa Porta 100 HMD/HMT Pocket Acoustics, for 1 door	30430

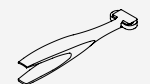
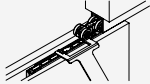
Set consisting of:

	30430	No.
	2	057.3114.071
	1	30472
	1	057.3073.072
	1	30218
	1	30359
	1	042.0165.101
	1	042.0175.001
	1	600.0000.533
	2	042.0174.001
	2	042.0166.102
	2	30361
	1	30484
	8	30463

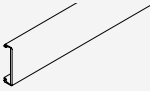
Running tracks

		mm (inch)	No.
	Running track, aluminum, anodized, pre-drilled	2,500 (8' 2 7/16")	057.3112.250
		3,500 (11' 5 25/32")	057.3112.350
		6,000 (19' 8 7/32")	057.3112.600
		cut to size	057.3112.990
	Running track, extended spacing of +9 mm (11/32") between door and wall, aluminum, anodized, pre-drilled	2,500 (8' 2 7/16")	30617
		6,000 (19' 8 7/32")	30618
		cut to size	30668
	Running track, extended spacing of +20 mm (25/32") between door and wall, aluminum, anodized, pre-drilled	2,500 (8' 2 7/16")	30619
		6,000 (19' 8 7/32")	30620
		cut to size	30669
	Disposable cover to running track Hawa Divido 100 / Hawa Porta 45/60/100, plastic, black	2,000 (6' 6 3/4")	057.3098.001
		cut to size	057.3098.990

Components for running tracks

	No.
	057.3099.071
	042.3119.101



Panels

		mm (inch)	No.
	Clip-on panel, wall mounting, aluminum, anodized	2,500 (8' 2 7/16")	057.3113.250
		3,500 (11' 5 25/32")	057.3113.350
		6,000 (19' 8 7/32")	057.3113.600
		cut to size	057.3113.990

**Panel end component set, 95 mm (3 3/4"),
can be shortened,, plastic, wall mounting**

		No.
Panel end component set, with fixation clip, 95 mm (3 3/4"), plastic, anthracite		30485

Set consisting of:

		30485	No.
	Panel end component, 95 mm (3 3/4"), plastic, anthracite, can be shortened	2	30133
	Fixation clip for wooden and aluminum panel, steel, zinc-plated	2	057.3126.101

**Sets left type
(horizontal seal set)**

		No.
	Seal, Hawa Acoustics XS, left	30437
	Seal, Hawa Acoustics S, left	30439
	Seal, Hawa Acoustics M, left	30441
	Seal, Hawa Acoustics L, left	30443
	Seal, Hawa Acoustics XL, left	30445

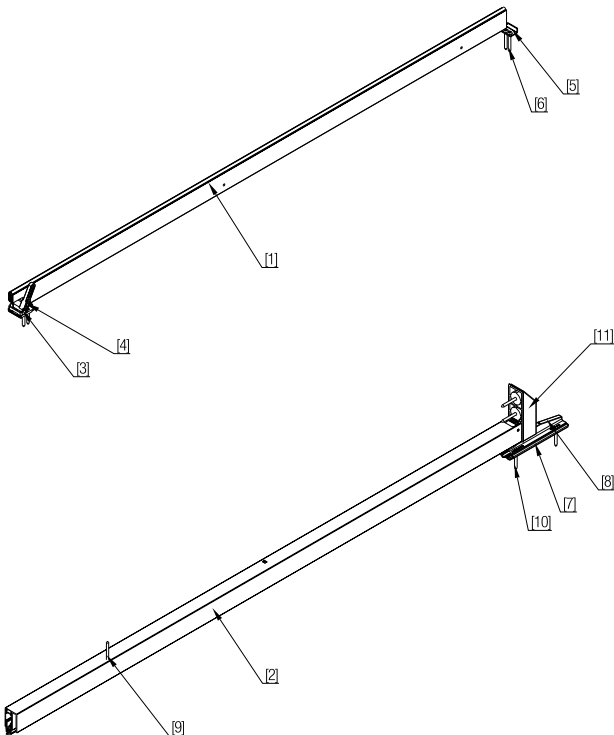
**Sets right type
(horizontal seal set)**

		No.
	Seal, Hawa Acoustics XS, right	30436
	Seal, Hawa Acoustics S, right	30438
	Seal, Hawa Acoustics M, right	30440
	Seal, Hawa Acoustics L, right	30442
	Seal, Hawa Acoustics XL, right	30444

Vertical seal for seal set, left, right set type

		No.
	Seal vertical, Hawa Acoustics, 7700 mm (25' 3 5/32"), Silicone, black	30300

Hawa Acoustics horizontal seal set consisting of:



Position Position Position	Bezeichnung Designation Designation	Anzahl Numéro Number	Typ Type Type			
1	Hubdichtung Joint de levage Header seal	1	Links/Rechts Gauche/Droite Left/Right			
			XS	30454		
			S	30385		
			M	30455		
			L	30456		
2	Senkdichtung Joint d'abaissement Floor seal	1	Links Gauche Left		Rechts Droite Right	
			XS	30446	XS	30447
			S	30387	S	30383
			M	30448	M	30449
			L	30450	L	30451
3, 4, 5, 6	Kleinteileset oben Kit pour petites pièces, supérieur Small parts set top	1	Links Gauche Left	30390	Rechts Droite Right	30392
7, 8, 9, 10	Kleinteileset unten Kit pour petites pièces, inférieur Small parts set bottom	1	Links Gauche Left	30416	Rechts Droite Right	30417
11	Pocketadapter Adaptateur pour caisson à galandage Pocket adapter	1	Links/Rechts Gauche/Droite Left/Right	30418		

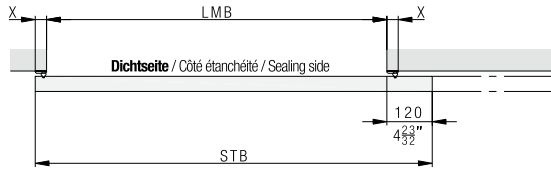
Definition left, right / door width calculation

Left type (left hand lock)

Ganzöffnend
 Ouverture complète
 Fully opening

$STB = LMB + X + 120$
 $STB = LMB + X + 4\frac{23}{32}$

X = Zargenmass 30 - 60
 X = Dimension du cadre 30 - 60
 X = Frame dimension $1\frac{7}{16} - 2\frac{3}{8}$

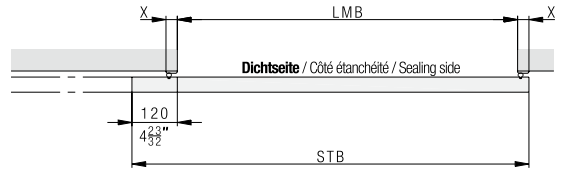


Right type (right hand lock)

Ganzöffnend
 Ouverture complète
 Fully opening

$STB = LMB + X + 120$
 $STB = LMB + X + 4\frac{23}{32}$

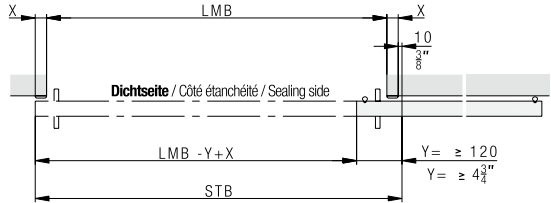
X = Zargenmass 30 - 60
 X = Dimension du cadre 30 - 60
 X = Frame dimension $1\frac{7}{16} - 2\frac{3}{8}$



Teilöffnend
 Ouverture partielle
 Partially opening

$STB = LMB + (2 * X) + 10$
 $STB = LMB + (2 * X) + \frac{13}{32}$

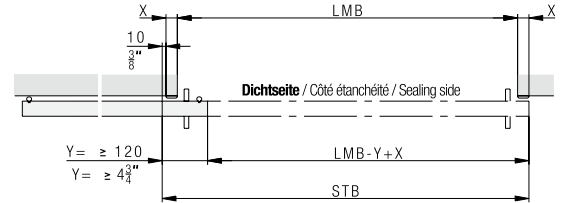
X = Zargenmass 30 - 60
 X = Dimension du cadre 30 - 60
 X = Frame dimension $1\frac{7}{16} - 2\frac{3}{8}$



Teilöffnend
 Ouverture partielle
 Partially opening

$STB = LMB + (2 * X) + 10$
 $STB = LMB + (2 * X) + \frac{13}{32}$

X = Zargenmass 30 - 60
 X = Dimension du cadre 30 - 60
 X = Frame dimension $1\frac{7}{16} - 2\frac{3}{8}$



Acoustics set determination

Ganzöffnend
 Ouverture complète
 Fully opening

X	LMB			
	30	40	50	60
Hawa Acoustics XS	750 - 780	750 - 770	750 - 760	750
Hawa Acoustics S	780 - 900	770 - 890	760 - 880	750 - 870
Hawa Acoustics M	900 - 1030	890 - 1020	880 - 1010	870 - 1000
Hawa Acoustics L	1030 - 1150	1020 - 1140	1010 - 1130	1000 - 1120
Hawa Acoustics XL	1150 - 1250	1140 - 1250	1130 - 1250	1120 - 1250

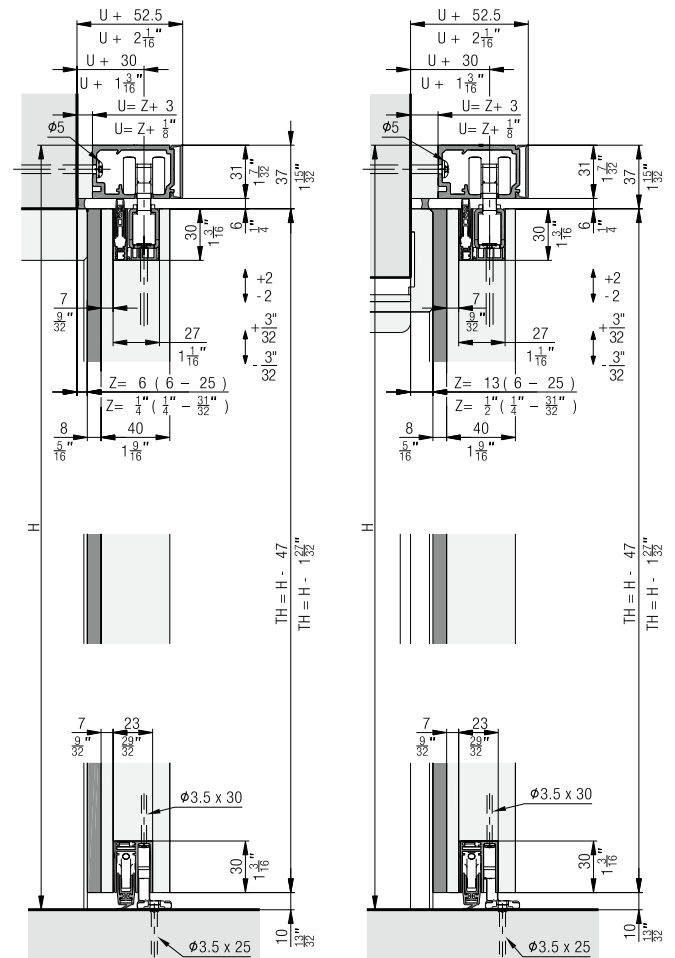
X	LMB			
	$1\frac{31}{32}$	$1\frac{9}{16}$	$1\frac{31}{32}$	$2\frac{9}{16}$
Hawa Acoustics XS	2' 5 $\frac{17}{32}$ " - 2' 6 $\frac{23}{32}$ "	2' 5 $\frac{17}{32}$ " - 2' 6 $\frac{15}{32}$ "	2' 5 $\frac{17}{32}$ " - 2' 5 $\frac{29}{32}$ "	2' 5 $\frac{17}{32}$ "
Hawa Acoustics S	2' 6 $\frac{23}{32}$ " - 2' 11 $\frac{7}{16}$ "	2' 6 $\frac{5}{16}$ " - 2' 11 $\frac{1}{32}$ "	2' 5 $\frac{29}{32}$ " - 2' 10 $\frac{21}{32}$ "	2' 5 $\frac{17}{32}$ " - 2' 10 $\frac{1}{4}$ "
Hawa Acoustics M	2' 11 $\frac{7}{16}$ " - 3' 4 $\frac{9}{16}$ "	2' 11 $\frac{1}{32}$ " - 3' 4 $\frac{5}{16}$ "	2' 10 $\frac{21}{32}$ " - 3' 3 $\frac{3}{4}$ "	2' 10 $\frac{1}{4}$ " - 3' 3
Hawa Acoustics L	3' 4 $\frac{9}{16}$ " - 3' 9 $\frac{9}{32}$ "	3' 4 $\frac{5}{16}$ " - 3' 8 $\frac{7}{32}$ "	3' 3 $\frac{3}{4}$ " - 3' 8 $\frac{1}{2}$ "	3' 3 $\frac{3}{8}$ " - 3' 8 $\frac{3}{8}$ "
Hawa Acoustics XL	3' 9 $\frac{9}{32}$ " - 4' 1 $\frac{7}{32}$ "	3' 8 $\frac{7}{16}$ " - 4' 1 $\frac{7}{32}$ "	3' 8 $\frac{15}{32}$ " - 4' 1 $\frac{7}{32}$ "	3' 8 $\frac{3}{32}$ " - 4' 1 $\frac{7}{32}$ "

Teilöffnend
 Ouverture partielle
 Partially opening

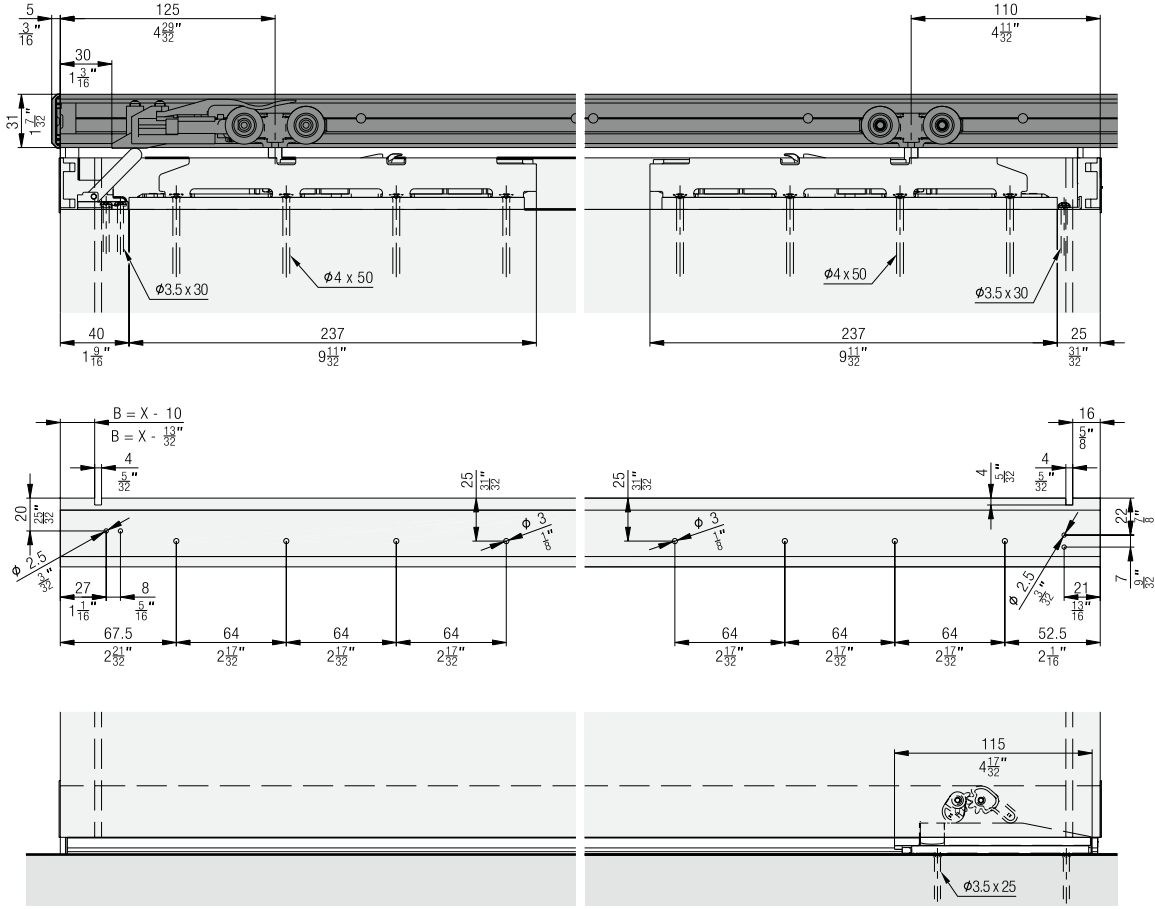
X	LMB			
	30	40	50	60
Hawa Acoustics XS	750 - 870	750 - 850	750 - 830	750 - 810
Hawa Acoustics S	870 - 990	850 - 970	830 - 950	810 - 930
Hawa Acoustics M	990 - 1120	970 - 1100	950 - 1080	930 - 1060
Hawa Acoustics L	1120 - 1240	1100 - 1220	1080 - 1200	1060 - 1180
Hawa Acoustics XL	1240 - 1250	1220 - 1250	1200 - 1250	1180 - 1250

X	LMB			
	$1\frac{31}{32}$	$1\frac{9}{16}$	$1\frac{31}{32}$	$2\frac{9}{16}$
Hawa Acoustics XS	2' 5 $\frac{17}{32}$ " - 2' 10 $\frac{1}{4}$ "	2' 5 $\frac{17}{32}$ " - 2' 9 $\frac{15}{32}$ "	2' 5 $\frac{17}{32}$ " - 2' 8 $\frac{11}{16}$ "	2' 5 $\frac{17}{32}$ " - 2' 7 $\frac{7}{8}$ "
Hawa Acoustics S	2' 10 $\frac{1}{4}$ " - 3' 2 $\frac{31}{32}$ "	2' 9 $\frac{15}{32}$ " - 3' 2 $\frac{3}{16}$ "	2' 8 $\frac{11}{16}$ " - 3' 1 $\frac{13}{32}$ "	2' 7 $\frac{7}{8}$ " - 3' $\frac{5}{8}$ "
Hawa Acoustics M	3' 2 $\frac{31}{32}$ " - 3' 8 $\frac{3}{32}$ "	3' 2 $\frac{3}{16}$ " - 3' 7 $\frac{5}{16}$ "	3' 1 $\frac{13}{32}$ " - 3' 6 $\frac{17}{32}$ "	3' $\frac{5}{8}$ " - 3' 5 $\frac{23}{32}$ "
Hawa Acoustics L	3' 8 $\frac{3}{32}$ " - 4' $\frac{13}{16}$ "	3' 7 $\frac{5}{16}$ " - 4' $\frac{1}{32}$ "	3' 6 $\frac{17}{32}$ " - 3' 11 $\frac{1}{4}$ "	3' 5 $\frac{23}{32}$ " - 3' 10 $\frac{15}{32}$ "
Hawa Acoustics XL	4' $\frac{13}{16}$ " - 4' 1 $\frac{7}{32}$ "	4' $\frac{1}{32}$ " - 4' 1 $\frac{7}{32}$ "	3' 11 $\frac{1}{4}$ " - 4' 1 $\frac{7}{32}$ "	3' 10 $\frac{15}{32}$ " - 4' 1 $\frac{7}{32}$ "

Block frame / closed frame details

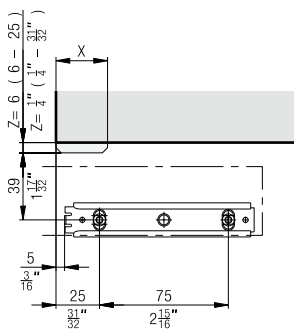


Partially opening view

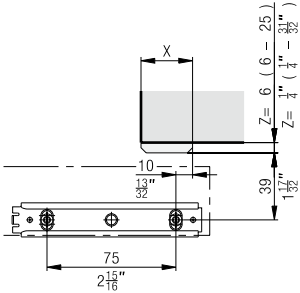


Bottom guide assembly detail

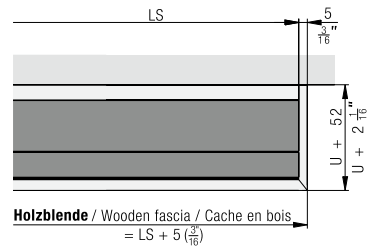
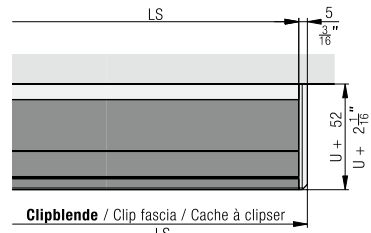
Ganzöffnend
Ouverture complète
Fully opening



Teilöffnend
Ouverture partielle
Partially opening






Calculations of panels







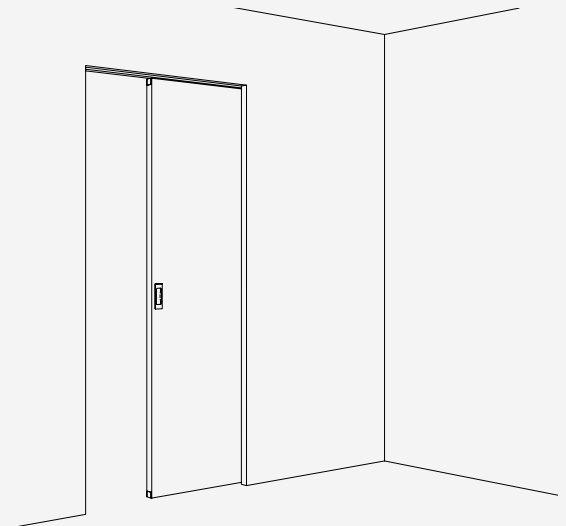
Fitting for top-running wooden doors up to 100 kg (220 lbs.), with surface mounted running track or running track flush with the ceiling. Sound attenuation. Ceiling mounting. Wall pocket solution.

Product highlights

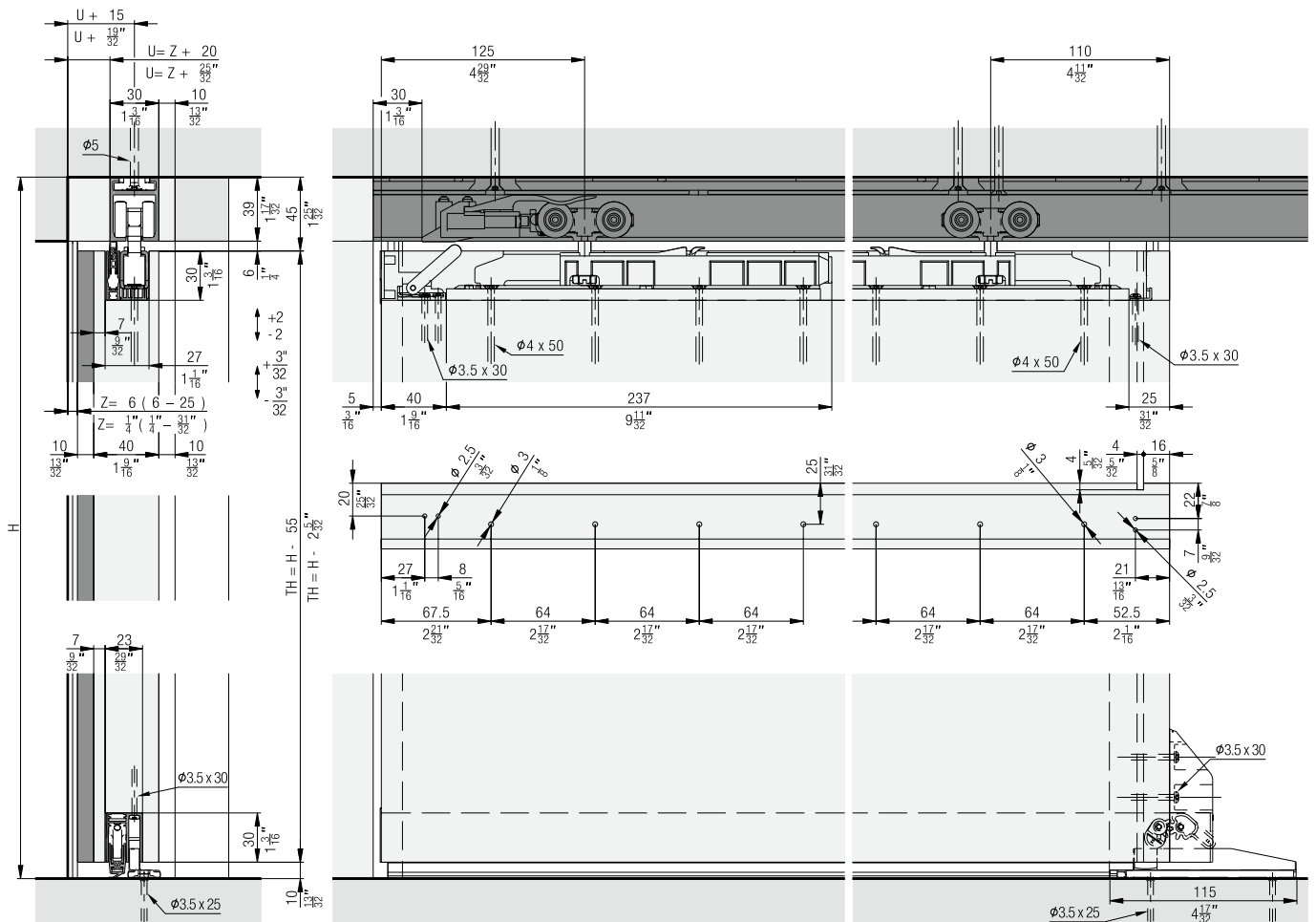
-  **Comfort** Outstanding living comfort thanks to effective exclusion of sound, drafts, odors and unwanted light incidence
-  **Flexibility** Ceiling-integrated or surface-mounted pocket solutions possible
-  **Productivity** Door can be installed in pocket after construction is complete

Technical specifications

-  **Max.** 100 kg (220 lbs.)
-  **Max.** 2500 mm (8' 2 7/16")
-  750–1250 mm (2' 5 17/32" to 4' 1 7/32")
Inside clearance (LMB)
-  39–45 mm (1 17/32" to 1 25/32")





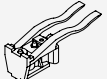





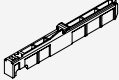




Installation examples




Set for 1 wooden door up to 100 kg (220 lbs.)

	No.
Hawa Porta 100 HMD/HMT Pocket Acoustics, for 1 door	30430




Set consisting of:

	30430	No.
 Running gear, ball bearing, rollers, plastic, white	2	057.3114.071
 SoftStop Hawa Porta Acoustics, with retention spring, plastic, gray	1	30472
 Stopper, with retention spring, plastic, gray	1	057.3073.072
 Adapter for running gear, for SoftStop, plastic, gray	1	30218
 Pan head screw, M3x8 mm (1/8"x5/16")	1	30359
 Hexagon head screw, M8x36 mm (5/16"x1 13/32"), steel, zinc-plated	1	042.0165.101
 Head cap screw, M8x35 mm (5/16"x1 3/8"), steel, zinc-plated	1	042.0175.001
 Cover cap, plastic, grey	1	600.0000.533
 Running gear holder, plastic, anthracite	2	042.0174.001
 Housing, steel, zinc-plated	2	042.0166.102
 Spacer, housing plastic anthracite	2	30361
 Cover cap set, plastic, anthracite, 4-piece set	1	30484
 Flat countersunk head chipboard screw, 4x50 mm (5/32"x1 31/32"), steel, zinc-plated	8	30463


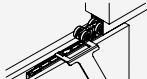
Accessories for set

	No.
 Spring loaded buffer Hawa Porta 60/100	27760

Running tracks

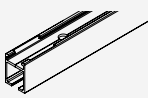


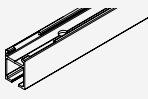
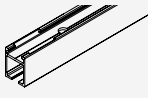
	mm (inch)	No.
	1,700 (5' 6 15/16")	057.3016.170
	2,000 (6' 6 3/4")	057.3016.200
	2,500 (8' 2 7/16")	057.3016.250
	6,000 (19' 8 7/32")	057.3016.600
	cut to size	057.3016.990
	2,000 (6' 6 3/4")	057.3016.201
	2,500 (8' 2 7/16")	057.3016.251
	6,000 (19' 8 7/32")	057.3016.601
	cut to size	057.3016.991
	2,000 (6' 6 3/4")	057.3098.001
	cut to size	057.3098.990

Components for running tracks

	No.
 Track cleaner, plastic, blue	057.3099.071
 Key for dismounting, steel, zinc-plated	042.3119.101

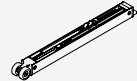
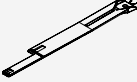

Assembly set

	No.
Assembly set Hawa Porta 60/100, 2000 mm (6' 6 3/4")	057.3179.200
Assembly set Hawa Porta 60/100, 2500 mm (8' 2 7/16")	057.3179.250
Assembly set Hawa Porta 60/100, 3000 mm (9' 10 1/8")	057.3179.300

Set consisting of:		mm (inch)	057.3179.200	057.3179.250	057.3179.300	No.
	Running track, aluminum, anodized, pre-drilled	2,000 (6' 6 3/4")	1			057.3174.200
	Assembly pin, plastic, gray		9	11	13	057.0201.001
	Countersunk head screw, 5x40 mm (3/16"x1 9/16"), steel, zinc-plated		10	12	14	766.3054.140
	Running track, aluminum, anodized, pre-drilled	2,500 (8' 2 7/16")		1		057.3174.250
	Running track, aluminum, anodized, pre-drilled	3,000 (9' 10 1/8")			1	057.3174.300

**Push-to-open with self closing mechanism
(must only be used with Hawa Porta 100)**

	No.
Push-to-open Hawa Porta 100, 40–100 kg (88 to 220 lbs.), 1 piece	057.3178.071

Set consisting of:		057.3178.071	No.
	Push-to-open Hawa Porta 100, 40–100 kg (88 to 220 lbs.), with self-closing	1	057.3177.071
	Release piece for Push-to-open, zinc die casting	1	057.3176.001
	Screw set soft close	1	600.0000.566

**Sets left type
(horizontal seal set)**

		No.
	Seal, Hawa Acoustics XS, left	30437
	Seal, Hawa Acoustics S, left	30439
	Seal, Hawa Acoustics M, left	30441
	Seal, Hawa Acoustics L, left	30443
	Seal, Hawa Acoustics XL, left	30445

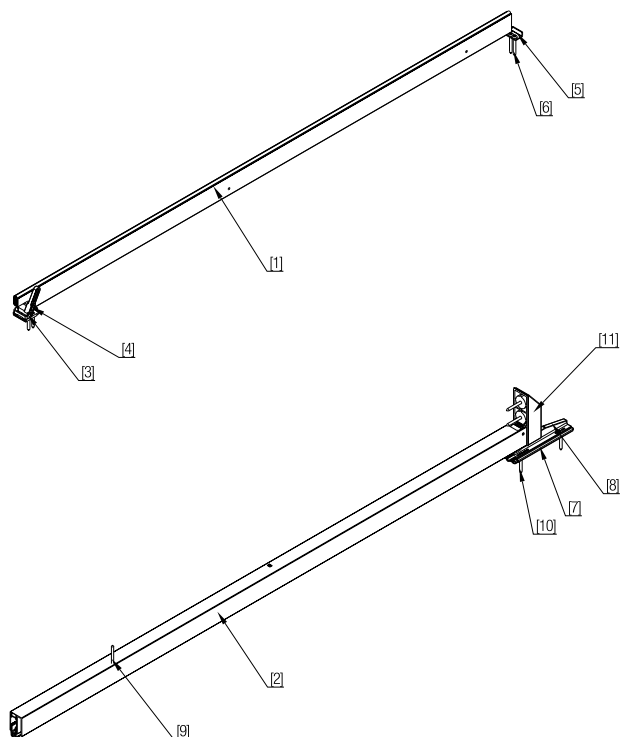
**Sets right type
(horizontal seal set)**

		No.
	Seal, Hawa Acoustics XS, right	30436
	Seal, Hawa Acoustics S, right	30438
	Seal, Hawa Acoustics M, right	30440
	Seal, Hawa Acoustics L, right	30442
	Seal, Hawa Acoustics XL, right	30444

Vertical seal for seal set, left, right set type

		No.
	Seal vertical, Hawa Acoustics, 7700 mm (25' 3 5/32"), Silicone, black	30300

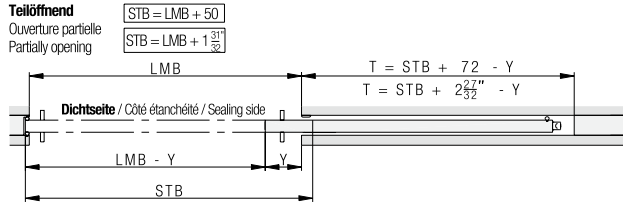
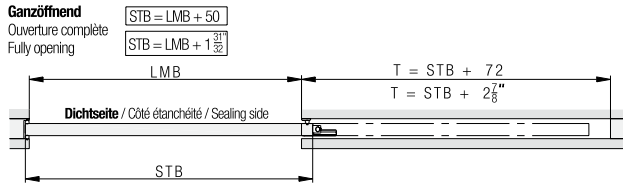
**Hawa Acoustics horizontal seal set
consisting of:**



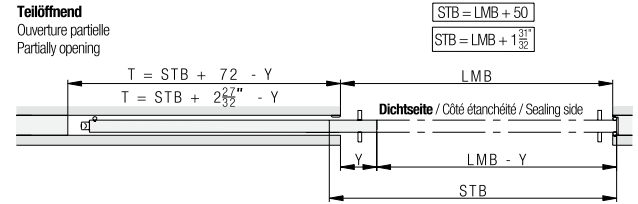
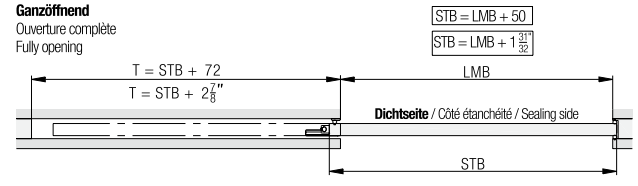
Position Position Position	Bezeichnung Designation Designation	Anzahl Numéro Number	Typ Type Type			
1	Hubdichtung Joint de levage Header seal	1	Links/Rechts Gauche/Droite Left/Right			
			XS	30454		
			S	30385		
			M	30455		
			L	30456		
			XL	30457		
2	Senkdichtung Joint d'abaissement Floor seal	1	Links Gauche Left		Rechts Droite Right	
			XS	30446	XS	30447
			S	30387	S	30383
			M	30448	M	30449
			L	30450	L	30451
			XL	30452	XL	30453
3, 4, 5, 6	Kleinteileset oben Kit pour petites pièces, supérieur Small parts set top	1	Links Gauche Left	30390	Rechts Droite Right	30392
7, 8, 9, 10	Kleinteileset unten Kit pour petites pièces, inférieur Small parts set bottom	1	Links Gauche Left	30416	Rechts Droite Right	30417
11	Pocketadapter Adaptateur pour caisson à galandage Pocket adapter	1	Links/Rechts Gauche/Droite Left/Right	30418		

Definition left, right / door width calculation

Left type (left hand lock)



Right type (right hand lock)

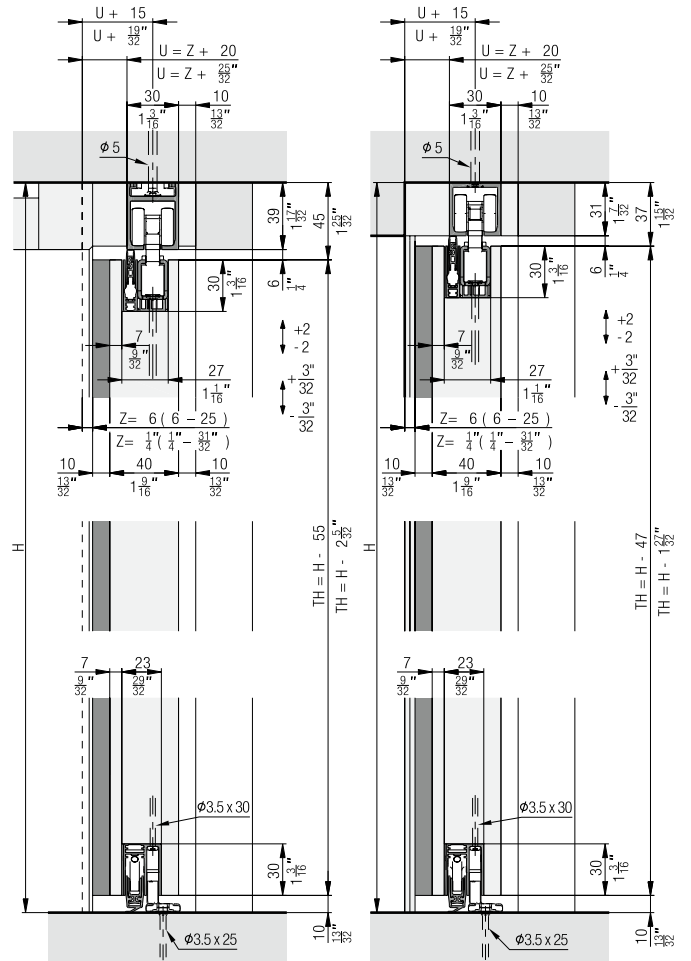


Acoustics set determination

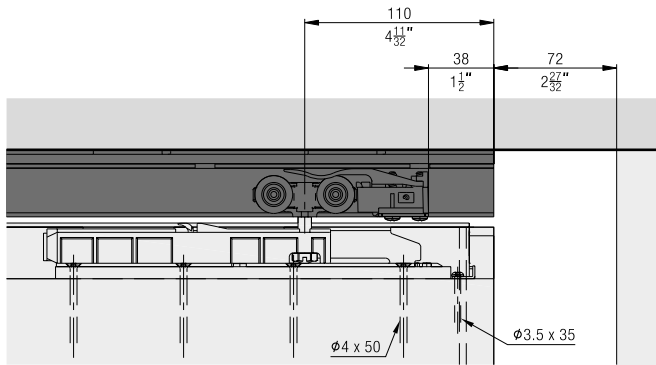
	LMB
Hawa Acoustics XS	750 - 850
Hawa Acoustics S	850 - 970
Hawa Acoustics M	970 - 1100
Hawa Acoustics L	1100 - 1220
Hawa Acoustics XL	1220 - 1250

	LMB
Hawa Acoustics XS	2' 5 $\frac{17}{32}$ " - 2' 9 $\frac{35}{32}$ "
Hawa Acoustics S	2' 9 $\frac{15}{32}$ " - 3' 2 $\frac{15}{16}$ "
Hawa Acoustics M	3' 2 $\frac{3}{16}$ " - 3' 7 $\frac{5}{16}$ "
Hawa Acoustics L	3' 7 $\frac{5}{16}$ " - 4' $\frac{11}{32}$ "
Hawa Acoustics XL	4' $\frac{11}{32}$ " - 4' 1 $\frac{7}{32}$ "

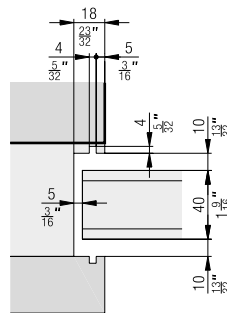
Further installation examples



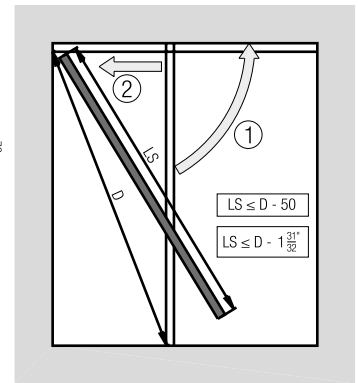
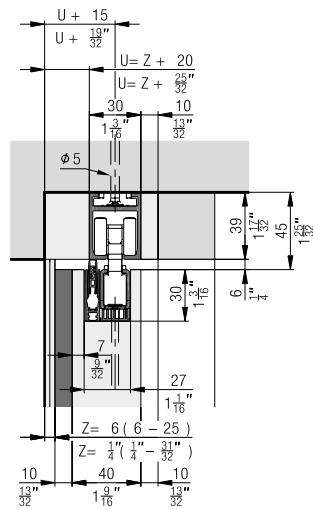
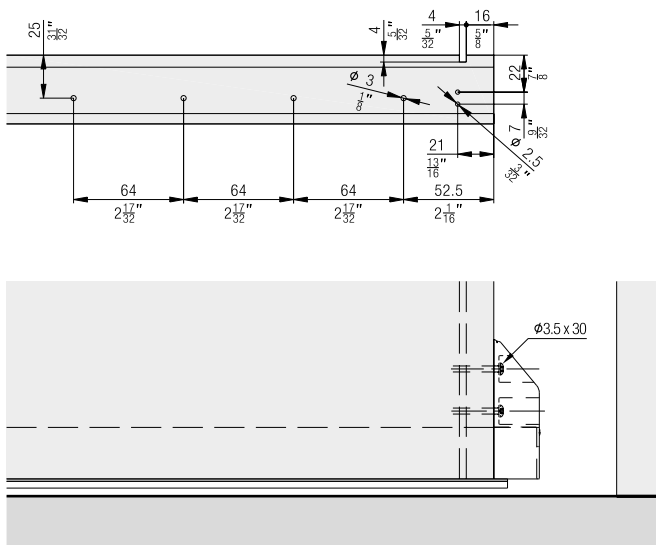
Pocket side view, assembly set



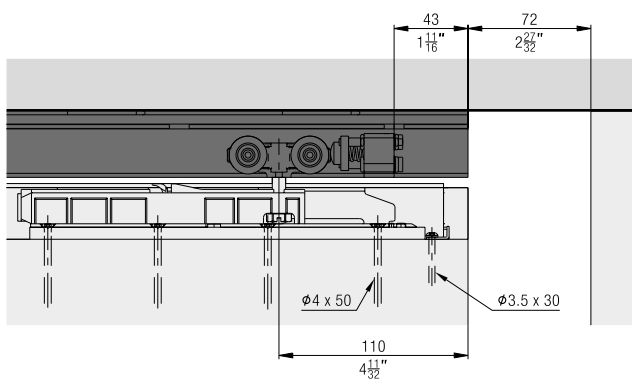
Details of end post at lock side



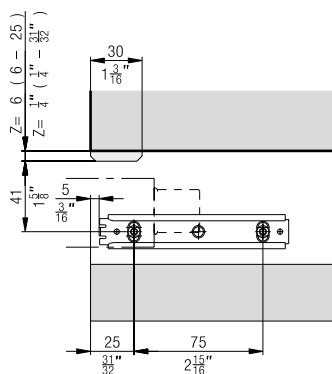
Assembly set/track installation Pocket



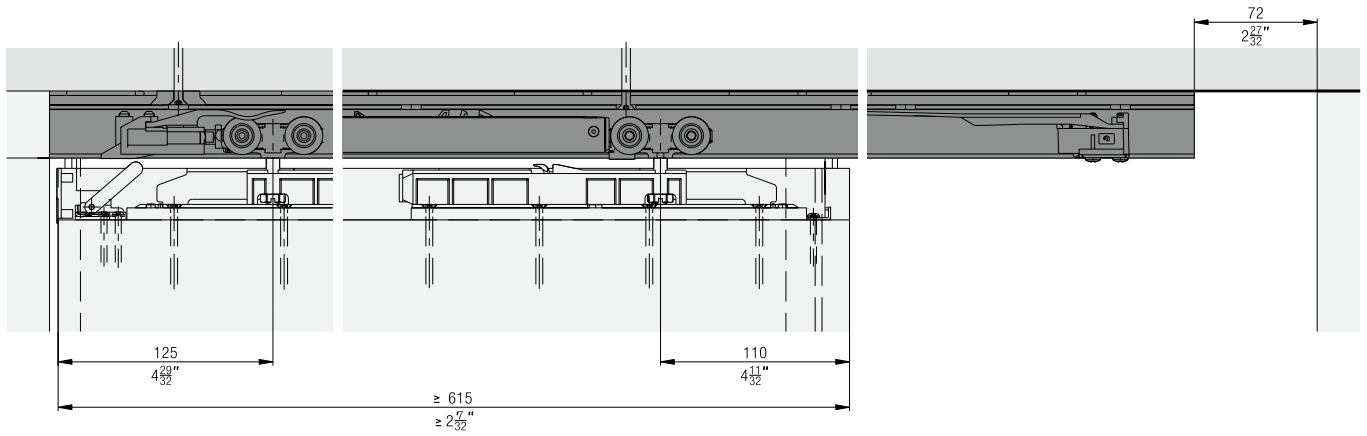
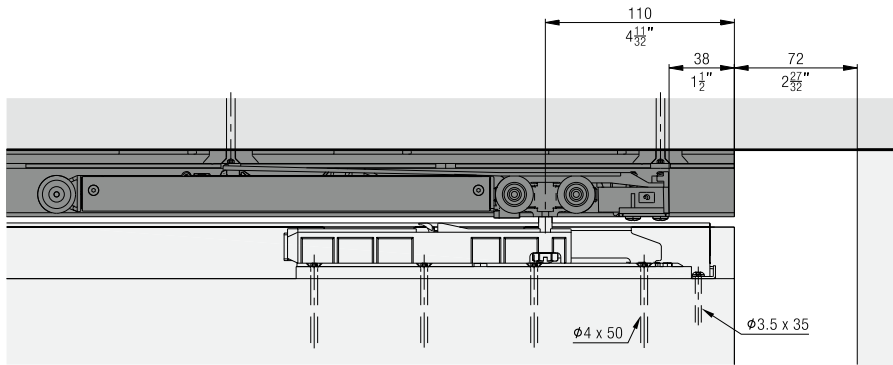
Spring stop



Bottom guide assembly detail



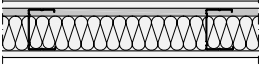
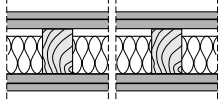
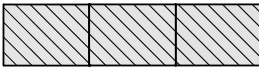
Push-to-open with self closing mechanism



Room-to-room sound attenuation

All reference values have been measured on the basis of a practical design. The Rw sound attenuation values specify the expected sound attenuation between the two rooms which are influenced by the wall, the system and the choice of door leaf.

Reference values tested with a lightweight construction wall in accordance with James Hardy (type 1 H 31 / Rw 52 dB), size 2.5 x 2.45 m in accordance with DIN EN ISO 10140-2. Clearance 2.0 x 1.0 m. The sound attenuation relates to the entire structure and specifies which sound attenuation can be expected between the two rooms.

Example walls	System	Thickness of door leaf	Type of door leaf	Estimated sound attenuation effect
				Room to room Rw
Wall with minimum acoustic rating of Rw 52 dB Lightweight construction wall with metal stand  Lightweight construction wall with wooden stand  Solid wall  Acoustic ratings for wall construction according to manufacturer. The acoustic values may vary if installed in different wall types.	without Hawa Acoustics	39 mm	Single door leaf without sealing system	≈ 18 dB
	Hawa Porta 60 HMD Acoustics Hawa Porta 100 HMD Acoustics		Single door leaf, approx. 19 kg/m ² acoustic rating of Rw 29 dB	≈ 31 dB
			Chipboard, approx. 25 kg/m ² No defined acoustic rating	≈ 30 dB
		Door leaf with medium sound attenuation level approx. 25 kg/m ² , acoustic rating of Rw 39 dB	≈ 34 dB	
	Hawa Junior 100 B Acoustics Hawa Porta 60 HMD Acoustics Hawa Porta 100 HMD Acoustics	44 mm	Single door leaf, approx. 20 kg/m ² acoustic rating of Rw 29 dB	≈ 30 dB
			Door leaf with medium sound attenuation level approx. 28 kg/m ² , acoustic rating of Rw 40 dB	≈ 34 dB
Hawa Junior 100 B Acoustics	50 mm	Door leaf with high sound attenuation level approx. 33 kg/m ² , acoustic rating of Rw 42 dB	≈ 35 dB	
without Hawa Acoustics Hawa Porta 60 HMT Pocket Acoustics Hawa Porta 100 HMT Pocket Acoustics Hawa Junior 100 B Pocket Acoustics Hawa Porta 60 HMT Pocket Acoustics Hawa Porta 100 HMT Pocket Acoustics Hawa Junior 100 B Pocket Acoustics	without Hawa Acoustics	39 mm	Single door leaf without sealing system	≈ 20 dB
	Hawa Porta 60 HMT Pocket Acoustics Hawa Porta 100 HMT Pocket Acoustics		Single door leaf, approx. 19 kg/m ² , acoustic rating of Rw 29 dB	≈ 31 dB
			Door leaf with medium sound attenuation level approx. 25 kg/m ² , acoustic rating of Rw 39 dB	≈ 37 dB
	Hawa Junior 100 B Pocket Acoustics Hawa Porta 60 HMT Pocket Acoustics Hawa Porta 100 HMT Pocket Acoustics	44 mm	Single door leaf, approx. 20 kg/m ² acoustic rating of Rw 29 dB	≈ 32 dB
			Door leaf with medium sound attenuation level approx. 28 kg/m ² , acoustic rating of Rw 40 dB	≈ 39 dB
	Hawa Junior 100 B Pocket Acoustics	50 mm	Door leaf with high sound attenuation level approx. 33 kg/m ² , acoustic rating of Rw 42 dB	≈ 41 dB

Visit us online

On hawa.com/porta-acoustics you will find all the relevant details about this extremely diverse, efficient sliding solution by Hawa Sliding Solutions. Find your inspiration.

We would be happy to advise you personally. Contact us at info@hawa.com or by phone on +41 44 787 17 17.